


An Educator's Guide to
**The David A. Adler
Picture Book Biographies**

AN AMERICAN HISTORY BOOKSHELF

From 1492 Through the Twentieth Century

Grades K-3





Dear Educator,

In the space of a single bookshelf, educators can bring an entire American history curriculum into the classroom with David A. Adler's Picture Book Biographies.

David A. Adler's stories of the people who shaped our country and helped it to grow allow young children to enter the past in a way that's easily understandable and memorable. The author tells us:

"I have always enjoyed learning about our history through the lives of the people who lived it, people who made history. Also, George Washington, Martin Luther King, Jr., Sojourner Truth, Helen Keller, Benjamin Franklin, and others were not only important people, they also led very interesting lives."

In the Picture Book Biography series, young readers discover that these historic figures were once children. They had parents and brothers and sisters. They got in trouble sometimes; they faced challenges; and each triumphed in an individual way, most often not expected. Each child in your class is sure to recognize the empowering message, that he or she may be the next one to make history.

David A. Adler continues:

"I am always surprised how one man's or one woman's work has changed history. Benjamin Franklin's years in France as a representative of our new nation got the aid that the Continental Army needed to win the Revolution. George Washington's approach to a president's role in our government helped shape our nation. Harriet Beecher Stowe's writing helped to end slavery in this country."

Your students will be surprised and fascinated too!

Holiday House

Welcome to...

An Educator's Guide to **The David A. Adler Picture Book Biographies** AN AMERICAN HISTORY BOOKSHELF



Getting Started

Using David A. Adler's Picture Book Biographies in Your Classroom

The twenty-nine titles included in this guide can be grouped in many ways, offering educators a variety of options that connect the books to curriculum. Educators may choose any of the subject areas included in the guide for study:

- **The American Revolution and the Founding Fathers**
- **Explorers, Adventurers, and Pioneers**
- **The Civil War**
- **Personal Achievement**
- **The Civil Rights Movement**
- **Women**
- **Presidents**

or create a different grouping, such as assemble a group of inventors, designate a number of people involved in social change and justice, or study the figures from the school's geographical region. The strength of these titles is their flexibility.

The activities and projects are similarly adaptable and can be applied in ways beyond those specified here. Educators will find that these activities take the books across curriculum areas, from language arts to music, from history to science.

In addition to ideas for activities, projects, and discussions based on the various subject groupings of the books, there are a number of reproducibles to share with students:

- **My U.S. Map—1861**
- **Performance Reading of the Preamble of the Declaration of Independence**
- **My Reading Checklist**
- **Certificate of Achievement**

There are several activities that span all of the books. The Celebrate American History calendar, Classroom Time Line, Outstanding Quotations, My American History Journal, and the vocabulary list are designed to be used as the students are reading through the books. They allow them to respond and contribute to classroom projects as they complete each book. The final project, based on the children's own journals, pulls together all of the books in a fun-filled game that tests the children's knowledge of what they have learned.

The David A. Adler Picture Book Biographies

AN AMERICAN HISTORY BOOKSHELF

This at-a-glance reference to the books featured in this guide includes the books' categories for study.

A Picture Book of...

Samuel Adams

**The American Revolution
and the Founding Fathers**

Samuel Adams organized the Boston Tea Party, was a delegate to the First and Second Continental Congresses, and was one of the signers of the Declaration of Independence in 1776.

George Washington Carver

Personal Achievement

This selfless man worked tirelessly for the benefit of his people.

Christopher Columbus

**Explorers, Adventurers,
and Pioneers**

His historic voyage and his experiences in the New World.

Davy Crockett

**Explorers, Adventurers,
and Pioneers**

Sharpshooter, storyteller, and congressman, he fought and died at the Alamo.

Frederick Douglass

The Civil War

After escaping slavery, he became an orator, writer, and leader of the abolitionist movement.

Amelia Earhart

Personal Achievement • Women

The first woman to fly solo across the Atlantic, she disappeared mysteriously.

Thomas Alva Edison

Personal Achievement

His inventions included the phonograph, light bulb, and movie camera.

Dwight David Eisenhower

Presidents

The story of a soldier, president, and peacemaker.

Benjamin Franklin

**The American Revolution
and the Founding Fathers**

The life of a writer, scientist, inventor, and statesman.

John Hancock

**The American Revolution
and the Founding Fathers**

This American Patriot and Founding Father was the first to add his bold signature to the Declaration of Independence.

Patrick Henry


**The American Revolution
and the Founding Fathers**

This famous Patriot served five terms as governor of Virginia.

Thomas Jefferson

**The American Revolution
and the Founding Fathers •
Presidents**

The third president's life from childhood.



From A Picture Book of George Washington



From A Picture Book of John Hancock

Helen Keller

Personal Achievement • Women

The story of her life and achievements.

John F. Kennedy

Presidents

His character and accomplishments in youth and politics.

Martin Luther King, Jr.

The Civil Rights Movement

The story of the civil rights leader and Nobel Peace Prize winner.

Robert E. Lee

The Civil War

A graduate of West Point becomes head of the Confederate army.

Lewis and Clark

Explorers, Adventurers, and Pioneers

Thomas Jefferson's Louisiana Purchase in 1803 spawned their journey across the American West.

Abraham Lincoln

The Civil War • Presidents

The sixteenth president's life from birth to assassination.

Thurgood Marshall

The Civil Rights Movement

The first African American to serve on the Supreme Court.

Jesse Owens

Personal Achievement

A sharecropper's son becomes a four-time Olympic gold medalist.

Rosa Parks

The Civil Rights Movement • Women

Her refusal to give up her seat on a bus helped galvanize the civil rights movement.

Paul Revere

The American Revolution and the Founding Fathers

He was a silversmith and soldier before his famous ride to Lexington.

Jackie Robinson

Personal Achievement

The first African American to play in the major leagues.

Eleanor Roosevelt

Women

A sad child becomes a woman of great accomplishments.

Sacagawea

Explorers, Adventurers, and Pioneers • Women

She joined the Lewis and Clark Expedition as a translator and guide.

Harriet Beecher Stowe

The Civil War • Women

The author of *Uncle Tom's Cabin* dared to expose the horrors of slavery.

Sojourner Truth

The Civil War • Women

A former slave, she became an abolitionist and crusader for African-American rights.

Harriet Tubman

The Civil War • Women

An escaped slave, she led 300 slaves to freedom on the Underground Railroad.

George Washington

The American Revolution and the Founding Fathers • Presidents

A simple presentation of the first U.S. president's character and the major events of his life.



From A Picture Book of Sojourner Truth

Celebrate American History!

Celebrate the holidays that connect to the curriculum and birthdays of the people who have made American history.

Create a month-by-month calendar to hang in the classroom. As students read the picture book biographies, have them write in key dates, from birthdays to significant events. Tell students that exact birth records were often not kept for people born into slavery. Students may want to celebrate those people on a special day that they choose.

Here are some key dates to get the class started:

September

12, 1913: Jesse Owens
27, 1722: Samuel Adams

October

11, 1884: Eleanor Roosevelt
12, 1492: Columbus lands in America
14, 1890: Dwight David Eisenhower

November

22, 1963: John F. Kennedy assassinated

December

5, 1955: Montgomery bus boycott begins
16, 1773: Boston Tea Party

January

Martin Luther King Jr.'s Birthday

1, 1735: Paul Revere
1, 1863: Emancipation Proclamation
12, 1737 John Hancock
15, 1929: Martin Luther King, Jr.
17, 1706: Benjamin Franklin
19, 1807: Robert E. Lee
31, 1919: Jackie Robinson

February

Black History Month

President's Day

?, 1818: Frederick Augustus Washington Bailey (Frederick Douglass)
4, 1913: Rosa Parks
11, 1847: Thomas Alva Edison
12, 1809: Abraham Lincoln
22, 1732: George Washington

March

Women's History Month

5, 1770: Boston Massacre

April

4, 1968: King assassinated
9, 1865: Lee surrenders to Grant
13, 1743: Thomas Jefferson
14, 1865: Lincoln assassinated
18, 1775: Paul Revere's ride

May

17, 1954: Supreme Court ends school segregation
29, 1917: John F. Kennedy
29, 1736: Patrick Henry

June

14, 1811: Harriet Beecher Stowe
27, 1880: Helen Keller

July

2, 1908: Thurgood Marshall
2, 1776: Signing of the Declaration of Independence
4, 1776: Adoption of the Declaration of Independence
24, 1897: Amelia Earhart

August

1, 1770: William Clark
17, 1786: Davy Crockett
18, 1774: Meriwether Lewis
28, 1963: March on Washington

Notes:

~ Sacagawea was born in 1788 or 1789.


~ Sojourner Truth was born in 1797; she was named Isabella by her parents, who were slaves.

~ Harriet Tubman was born in 1820 or 1821. Her parents were slaves.

~ George Washington Carver was born in 1864 or 1865.

Classroom Time Line

The picture book biographies by David A. Adler span the history of America from the fifteenth to the twentieth centuries. To help students have a better understanding of how the people and their associated events relate to one another, have the class create a time line of the events that are discussed in the books. Start them off with four major events: Columbus lands in New World, the Revolutionary War, the Civil War, and World War II. Then as they read the books, they can make additions to the time line. A sample time line is shown below.



Outstanding Quotations

Writings, quotations, and sayings made by or said of the characters in the biographies have inspired generations of Americans. As the children read the books, have them collect as many outstanding quotes as they can. Discuss their meanings and write them on sentence strips to decorate the classroom. Examples are:

"Ain't I a woman?" Sojourner Truth

"First Lady of the World"

—President Harry S. Truman about Eleanor Roosevelt

My American History Journal

Have students keep a journal entitled "My American History Journal." Each time they read one of the books in David A. Adler's Picture Book Biography series, they can record their reactions to the book. Encourage students to write anything they remember or learn about the subjects from other sources.

Ask each child to enter at least five of the most interesting and surprising things they learned from each book. This will be used in a culminating activity. (See page 18 of this guide.)



Visit us online at www.holidayhouse.com for reproducible journal stickers.

Vocabulary

The books in David A. Adler's Picture Book Biography series introduce new words, phrases, and concepts—some subject specific, others more general. Have students keep track of the new words they discover as they read the books and add them to a classroom word wall. Here are five words from each book to get started.

Samuel Adams

politics
Parliament
tyranny
delegates
patriot

Frederick Douglass

surname
subscriptions
prejudice
outlawed
inauguration

Benjamin Franklin

molds
articles
postmaster
bifocal glasses
treaty

George Washington Carver

herbs
lynching
agriculture
components
synthetic

Amelia Earhart

bloomers
reputation
pontoons
aviation
courageous

John Hancock

punctual
anxious
repealed
administered
correspondence

Patrick Henry

surveyor
credit
acres
parsons
treason

Thomas Jefferson

vaccine
representative
constitution
secretary of state
Louisiana Purchase

Helen Keller

mischievous
Braille
honors
companion
handicaps

John F. Kennedy

nicknamed
ailments
enlisted
nominee
volunteers

Christopher Columbus

weaver
Indies
natives
trinkets
Hispaniola

Thomas Alva Edison

patience
chemicals
telegraphy
generate
storage battery

Dwight David Eisenhower

blimp
delirium
freshman
NATO
frail


Davy Crockett

legend
hatter
humble
memorandums
frontiersman



From *A Picture Book of Christopher Columbus*

From A Picture Book of Amelia Earhart



Martin Luther King, Jr.

minister
doctorate
Nobel Peace Prize
protests
riots

Robert E. Lee

debt
exemplary
secede
surrender
dignified

Lewis and Clark

mammoths
wilderness
militia
interpreter
expedition

Abraham Lincoln

capital
legislature
withdrew
Confederate
declared

Thurgood Marshall

debate
segregation
commitment
boycott
significant

Jesse Owens

pneumonia
grace
dash
inferior
autobiography

Rosa Parks

discrimination
Jim Crow
humiliated
oppression
movement

Paul Revere

silversmith
regiment
society
engraving
sealing wax

Jackie Robinson

sharecropper
arrogant
drafted
Negro Leagues
sportsmanship

Eleanor Roosevelt

awkward
polio
Great Depression
ensure
commission

Sacagawea

bison
edible
moccasins
beached
arduous

Harriet Beecher Stowe

tuberculosis
fiery-tongued
editorial
seminary
installments

Sojourner Truth


grant
lawsuit
sojourn
profound
adopted

Harriet Tubman

plantation
abolitionists
rebellion
Underground Railroad
suffragist








George Washington

colony
surveying
widow
taxes
Continental Army



From A Picture Book of Robert E. Lee

The American Revolution and the Founding Fathers



Language Arts: Oral Presentations

The Declaration of Independence is one of America's defining documents, and as David A. Adler tells readers in *A Picture Book of Thomas Jefferson*, the words in the document are "among the most famous and the most important words ever written." Today it continues to be stirring and powerful. It reminds Americans not only of their beginnings, but also of their values.

Have the class perform a dramatic reading of the preamble to the Declaration of Independence, complete with costumes of the period, during February to celebrate Presidents' Day or during November for Election Day. Invite parents, or schedule the performance for the entire school.


Begin this activity by reading the document along with the class, explaining that it is comprised of three parts:

- 1 Preamble, or statement of principles
- 2 List of grievances, or complaints, against the king of Great Britain
- 3 Final and formal Declaration of Independence

For a full transcript of the Declaration of Independence, visit the website of the National Archives:

http://www.archives.gov/national-archives-experience/charters/declaration_transcript.htm

For the dramatic reading, use the reproducible (found at the back of this guide) of the preamble to the Declaration of Independence, separated into parts for twenty voices. Assign parts, and while students are learning their roles, discuss the meaning of the words and phrases. Have students study the clothing worn in colonial America as depicted in the books of the American Revolution and the Founding Fathers unit and create costumes to wear at the reading.



From *A Picture Book of Thomas Jefferson*



From A Picture Book of Paul Revere

Art; Language Arts

Pictures can change the way people think. In 1770 Paul Revere published an engraving of the Boston Massacre to rally the people against the rule of the king of England. It shows British soldiers firing on colonial American civilians. The colonists were outraged when they saw Revere's depiction of the event. Others, including Benjamin Franklin, printed posters and broadsides telling about the injustices of British rule. These posters were persuasive and powerful forces in rallying people to the cause of independence.

After reading the books about the American Revolution and the Founding Fathers, have students draw pictures and write broadsides about the events that led up to the American Revolution. Pictures can show the Battle of Bunker Hill or the Boston Tea Party. Broadside can talk about opposition to the various taxes the British imposed on the colonies. Explain to the class that posters are placards made up of pictures with some words, whereas broadsides can have pictures but are mostly words. In July 1776, before the Declaration of Independence was printed in colonial newspapers, it was displayed as a broadside in village squares for the people to read.

Pictures and posters protesting injustice are not confined to colonial times. Lead students in a discussion of the things they see as injustices in their time. Have them make their own protest posters for display in the classroom.







From A Picture Book of John Hancock

For Discussion

After reading the picture book biographies of Samuel Adams, Benjamin Franklin, John Hancock, Patrick Henry, Thomas Jefferson, Paul Revere, and George Washington, engage students in a discussion of these revolutionists who played pivotal roles in the making of America. Discuss how their contributions changed the course of American history and how America might be different if they had failed.

Explorers, Adventurers, and Pioneers



Science: Botany; Environment

In *A Picture Book of Lewis and Clark*, David A. Adler quotes Thomas Jefferson's instructions to Captain Meriwether Lewis:

"The object of your mission is to explore the Missouri River . . . and . . . the water offering the best communication with the Pacific Ocean."

Adler adds that *"Jefferson also wanted to know about the land, weather, plants, and animals."*

During the resulting journey by the Corps of Discovery, William Clark kept a journal of the trip. He drew pictures of plants and flowers they found, and he took samples home. He wrote, "Nature appears to have exerted herself to beautify the scenery."

Students can become a modern-day Corps of Discovery by taking a nature walk in a local botanic garden or nature preserve. The children should be prepared to observe and bring cameras, drawing paper and pencils, and notebooks. Each child can select a flower, tree, shrub, or grass to study on site and note details: where they saw the specimen; what time of year it was; what time of day; color, size, fragrance; if there was just one or if there were many. They should draw their plant and/or photograph it.

After returning to school, ask the children to assemble their findings, based on their own observations and knowledge, into reports. Some may know the name of their plant from previous experience. Display the reports in the room. If more than one child reported on the same plant, ask them to confer about the details. Did they "see" the same thing?

If possible, invite a local plant expert (a gardener, someone from the botanic garden or parks department, a middle school or high school science teacher) to visit the class to help identify the plants and provide more information about each one.



From *A Picture Book of Sacagawea*





From *A Picture Book of Davy Crockett*

Writing

Davy Crockett was an outdoorsman, politician, freedom fighter, and individualist. After reading about him in *A Picture Book of Davy Crockett*, students will learn about the real man. But much of what Americans today know about Davy Crockett arises from the almanacs that were published for thirty years after he died. From there, legends and tall tales grew, making him a larger-than-life character.

Have students create their own tall tales about Davy Crockett and the other explorers and adventurers included in David A. Adler's *Picture Book Biographies*. Their stories should reflect actual character traits or real accomplishments of the subject. They may even want to write tall tales about themselves.

Here are some opening phrases that the children can use:

- When Christopher Columbus was just a boy, he could...
- Sacagawea was the bravest guide in all the land. She...
- Davy Crockett was always looking for new things to do. One day...
- On a hunting trip in Kentucky, when he was fourteen, William Clark...
- While in the army, Meriwether Lewis...



From *A Picture Book of Davy Crockett*

For Discussion

Christopher Columbus, Lewis and Clark, Sacagawea, and Davy Crockett were explorers and adventurers during the early history of America. Ask students to identify and discuss modern-day explorers and adventurers. What areas of the universe are left to explore?

The Civil War

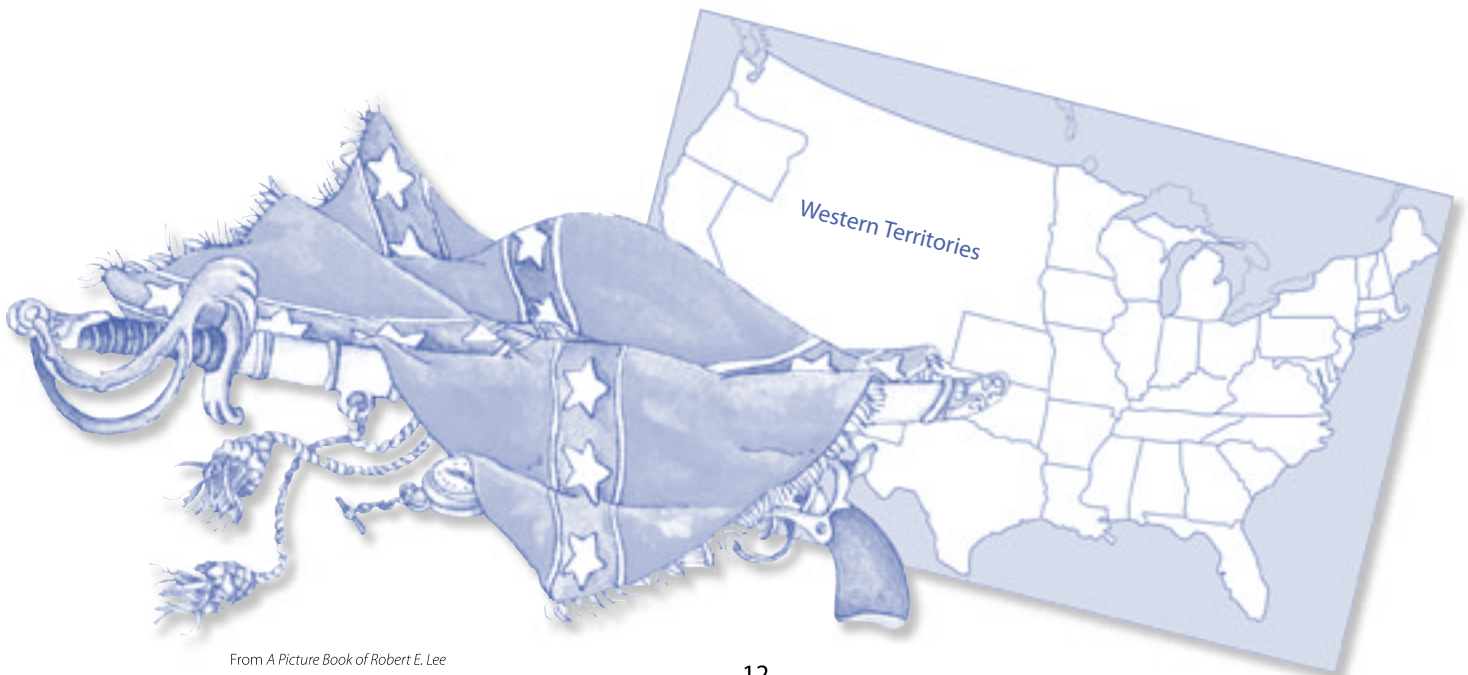


Map Making

In *A Picture Book of Robert E. Lee*, young readers learn about this graduate of West Point who became the head of the Confederate Army. After reading this book and *A Picture Book of Abraham Lincoln*, have students review a map of the United States in the spring of 1861. When Kansas was admitted to the Union in January 1861, it brought the number of states in the country to thirty-four. By mid-1861, eleven states had seceded. Using the books and the Internet, have students learn which states remained loyal to the Union and which seceded to form the Confederacy.

Reproduce and distribute to students the map on page 19 of this guide. Ask students to label each state, then color the Union states blue and the Confederate states gray. Note that West Virginia is not shown on the map. Have students research the reason for this. Also note the large area of land known as the Western Territories.

See the website “Social Studies for Kids” for more on the Confederate states:
<http://www.socialstudiesforkids.com/www/us/confederatestatesdef.htm>



From *A Picture Book of Robert E. Lee*

Writing

In many of the books relating to the Civil War, readers learn about the importance and the power of words. In fact, President Lincoln credited Harriet Beecher Stowe as “the little lady who made this big war.”

Discuss with students how a novel, such as Harriet Beecher Stowe’s *Uncle Tom’s Cabin*, can affect people’s thoughts and actions. Then have them look at other notable quotations from these historical figures from the Civil War period.

“Whenever I hear any one arguing for slavery I feel a strong impulse to see it tried on him personally.”

—Abraham Lincoln, in a speech to the 140th Indiana Regiment, March 17, 1865

“Have not I as good a right to be free as you have?”

—Frederick Douglass, talking to some poor white boys who helped him learn to read

“I had a right to liberty or death. If I could not have one, I would have the other.”

—Harriet Tubman, when she escaped from slavery to find her way north to freedom

“What is this slavery that it can do such dreadful things?”

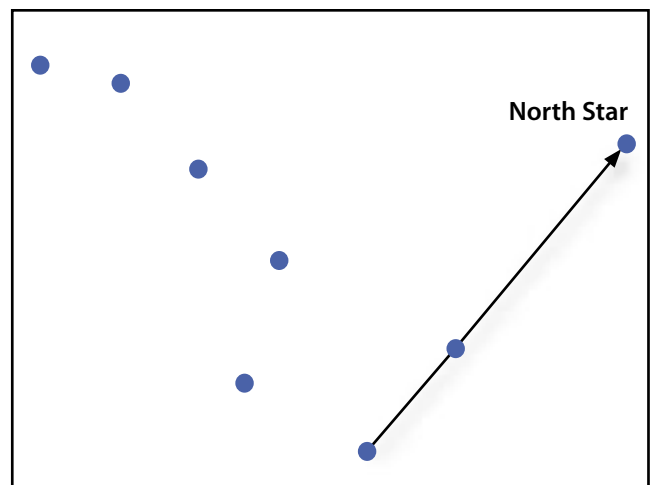
—Sojourner Truth, talking about how slavery tore families apart

Ask your students to write letters to these important historical people, telling them how their words contributed to changing the course of American history and why they feel the words are still important to us today.

Music

Escaping slaves used the North Star in the night sky to find their way up north to freedom. The constellation *Ursa Major*, also known as the Big Dipper, was called the Drinking Gourd by slaves in the Southern states. Regardless of the position of the constellation in the night sky, the two stars that form the front side of the gourd always point to the North Star and showed them the way to freedom.

In *A Picture Book of Harriet Tubman*, David A. Adler tells readers that Harriet “used songs as a secret code.” Harriet Tubman might have sung the song “Follow the Drinking Gourd” as she fled bondage in Maryland to freedom in Ohio. The song has a coded message that helped escapees find their way.



Sing the song with the class, then discuss the symbolism of the words. For the words and an explanation of the song, visit the NASA website at: <http://quest.nasa.gov/lrc/special/mlk/gourd2.html>

Personal Achievement



Civics/Cooperative Learning

Many of the subjects of David A. Adler's biography series have made great achievements as a result of study, courage, conviction, intuition, curiosity, perseverance, and sheer will. Have students create a class personal achievement award named after one of those individuals whose accomplishments inspire Americans today.

The nominees for this award are:

- George Washington Carver
- Amelia Earhart
- Thomas Alva Edison
- Helen Keller
- Jesse Owens
- Jackie Robinson



From A Picture Book of Thomas Alva Edison

After reading and discussing each biography with the class, divide the students into committees representing each candidate. Each committee should do further research and make a presentation to the class as to why the class's personal achievement award should go to their candidate. Students can write and deliver speeches, poems, and songs about their candidate's accomplishments, and draw posters with captions or slogans to be hung up around the room.

After presentations are made, the class will vote.
Committee members cannot vote for their own candidate.

Each student can vote for three candidates in order of preference.

1st-place vote = 5 points
2nd-place vote = 3 points
3rd-place vote = 1 point

The winner is the candidate who receives the most points. The class's personal achievement award will be named in his or her honor.

As a follow-up activity, have the children create and design the award.

At the end of the school year, the award can be bestowed on those students in the class who have shown great personal achievement during the school year.




From A Picture Book of Jackie Robinson

Art

Reading and learning about individuals who have achieved greatness through hard work and personal sacrifice is inspiring to all. The figures in this category exemplify the best. Have students recognize their achievements by creating commemorative cards in their honor. The front of the card should have a picture of the subject, and the back should list important information and dates. Use blank 3-inch x 5-inch index cards. A sample card is below.

Students can make one or more cards for each subject. They can also extend the activity to include all of the subjects from the David A. Adler Picture Book Biographies.

 <p>Jesse Owens</p> <p>Born: September 12, 1913 Died: March 31, 1980 Birthplace: Oakville, Alabama Triumphs: Overcame poverty, childhood illness, and racial discrimination College: The Ohio State University</p>	<p>Jesse Owens Accomplishments:</p> <ul style="list-style-type: none">• Won four gold medals in the 1936 Olympics• Named the World's Greatest Track-and-Field Athlete• Awarded the Presidential Medal of Freedom• Received the Living Legends Award
---	--

Sign Language


After reading about Helen Keller's achievements, students will learn that anything is possible as long as they have the will to accomplish it. Helen was able to communicate by spelling words into her teacher's hand using sign language symbols of the alphabet.

Show students how to sign using the Internet or a book from the library as a reference. Students can learn to spell their names using the sign language symbols. If they are able to see the signs, they should keep in mind that since Helen was also blind, she had to feel the shapes of the signs.



From A Picture Book of Helen Keller

The Civil Rights Movement



Role Playing

After reading the books, have your students brainstorm what questions they would ask if they met these individuals. Then select four students to be part of a panel discussion. Three students will represent the figures in this group. The fourth will serve as moderator/introducer. Each panelist should talk in the first person about how the role he/she played in the civil rights movement. They should describe how they worked to make significant changes in the history of our democracy, the difficulties they encountered, and the thing they accomplished of which they are most proud.

After all of the panelists have spoken, the audience should ask the questions they have developed. These can be addressed to individuals or to the group.

"I Have a Dream"

Set the stage for your students to be eyewitnesses to history. It is August 28, 1963. You are in Washington, DC. The civil rights movement has been gathering strength and support and now its leaders have called for a demonstration. Your students are going to be reporters for their local newspaper, sent to the capital to cover this powerful event. They are on the mall, watching and listening to the centerpiece of the day's activities.

Listen with your students to Martin Luther King, Jr.'s "I Have a Dream" speech. Access the text and view a video of the speech at the website of American Rhetoric: www.americanrhetoric.com/speeches/ihaveadream.html

Then have the students write their articles. Suggest the following for a three-paragraph article:

- 1 The reason for the demonstration—what it hopes to accomplish.
- 2 Dr. King's speech and its message—students can report not only about the words, but about the way he delivered them.
- 3 The impact of the speech on the crowd—do the students think the speech will help the civil rights leaders accomplish their goals?

One Step Beyond: Oral History

Everyone has vivid recollections of memorable events that occur during their lifetimes. For the first half of the twentieth century, it was V-E Day and V-J Day that marked the end of World War II. For the second half of the twentieth century, it was the tragic assassinations of two beloved figures, John F. Kennedy and Martin Luther King, Jr.

Engage students in an oral history project to record the thoughts and recollections of parents, grandparents, teachers, and members of the community of these two great men.

Brainstorm with the class questions they would like to ask, including:

What can you tell us about them?

What is your fondest memory?

Where were you and what were you doing when each was killed?

How did the country react?

The children can record the responses in written word, audiotape, or videotape. After the children present the histories to the class, display them in the room under the banner "We Remember—An Oral History Project."



From *A Picture Book of Martin Luther King, Jr.*



History: Oral Presentations

The women in this group affected the course of American history and the character of the United States. They lived at different times and focused on different issues, but they all shared the distinction of stepping up and acting when it was not common for women to do so.

Ask students to invite these eight women to an imagined television interview show. The class will act as producers of the show—providing the host with questions and with background information gleaned from the David A. Adler Picture Book Biographies.





Lead a brainstorming session designed to help students develop interview questions. Since the situation is imagined, there are no restrictions of time and place. Children might ask these people not only about what they did, but also about what they think of contemporary American society and roles women now play.

Then ask children to volunteer for the roles of each woman and the interviewer. To make this more authentic, there should be an announcer, sponsors, and commercials. Some students might also develop a theme song for the program. If possible, students may wish to videotape the interview.



From *A Picture Book of Eleanor Roosevelt*

Presidents



From A Picture Book of George Washington

Social Studies

The five presidents in David A. Adler's Picture Book Biographies all had challenging and interesting childhoods. Have students discuss the childhood of each of the presidents lives and organize the information in a chart. Topics may include their family situation, personality type, likes and dislikes, hobbies, favorite sports, and school subjects.

Ask students to compare and contrast the information gathered on the various presidents. In a presidential election year, it might be interesting to include information on current candidates.

In his presidential inaugural address on January 20, 1961, John Fitzgerald Kennedy challenged the people of the United States by saying:

Ask not what your country can do for you—ask what you can do for your country.

The other people in this group of United States presidents probably asked themselves a version of this important question well before President Kennedy made his speech—and they continued to answer the question with their actions and their service.

Create a reproducible chart for students to list each individual's major accomplishments leading up to his presidency. This activity can be expanded to include other important historical figures.

Culminating Activity

As a culminating activity, create a trivia game for the David A. Adler Picture Book Biography series using the entries students have been making in their American History Journals. Ask students to contribute at least five facts that they think are the most interesting from each book.

Each fact should be changed from a declarative statement into a question, such as:

Whom did Abraham Lincoln defeat for the presidency in 1860?

Have students write the question on one side of a 3-inch x 5-inch index card and the answer on the other side. Collect the cards and divide the class into four teams. Begin by asking a team one question. Team members can consult with one another. A correct answer gets 3 points. If a question is answered incorrectly, another team can try to answer it. If it is answered correctly, that team earns 2 points. The team with the most points wins.



From A Picture Book of John F. Kennedy

Name _____

My U.S. Map—1861

United States in the Spring of 1861



Directions: Label each state, then color the Union States blue and the Confederate States gray. Where is West Virginia?

STATES:

Alabama	Louisiana	Ohio
Arkansas	Maine	Oregon
California	Maryland	Pennsylvania
Connecticut	Massachusetts	Rhode Island
Delaware	Michigan	South Carolina
Florida	Minnesota	Tennessee
Georgia	Mississippi	Texas
Illinois	Missouri	Vermont
Indiana	New Hampshire	Virginia
Iowa	New Jersey	Wisconsin
Kansas	New York	
Kentucky	North Carolina	



From A Picture Book of Robert E. Lee

This reproducible is part of *An Educator's Guide to the David A. Adler Picture Book Biographies*.
To read *A Picture Book of Robert E. Lee* and other David A. Adler books published by Holiday House, visit your library or local bookstore.

www.holidayhouse.com

Performance Reading of the Preamble of the Declaration of Independence

Name _____



From A Picture Book of Thomas Jefferson

Voice 1:

On July 2, 1776, in Philadelphia, Pennsylvania, the Second Continental Congress adopted a resolution:

ALL:

Resolved, That these United Colonies are, and of right ought to be, free and independent States,

Half the class:

that they are absolved from all allegiance to the British Crown,

Half the class:

and that all political connection between them and the State of Great Britain is, and ought to be,

ALL:

totally dissolved.

Voice 2:

The full Declaration of Independence, written mostly by Thomas Jefferson, was adopted two days later, on July 4, 1776. What follows is its preamble, or its statement of principles:

Voice 3:

In Congress, July 4, 1776. The unanimous Declaration of the thirteen united States of America,

Voice 4:

When in the Course of human events,

Voice 4 and 5:

it becomes necessary for one people to dissolve the political bands which have connected them with another,

Voice 5:

and to assume among the powers of the earth, the separate and equal station

Voice 6:

to which the Laws of Nature and of Nature's God entitle them,

Voice 7:

a decent respect to the opinions of mankind requires that they should declare the causes which impel them to the separation.

ALL:

We hold these truths to be self-evident, that all men are created equal,

Voice 8:

that they are endowed by their Creator with certain unalienable Rights, that among these are

ALL:

Life, Liberty and the pursuit of Happiness.—

Voice 9:

That to secure these rights, Governments are instituted among Men, deriving their just powers from the consent of the governed,—

Voice 10:

That whenever any Form of Government becomes destructive of these ends, it is the Right of the People to alter or to abolish it, and to institute new Government,

Voice 11:

laying its foundation on such principles and organizing its powers in such form, as to them shall seem most likely to effect their Safety and Happiness.

Voice 12:

Prudence, indeed, will dictate that Governments long established should not be changed for light and transient causes;

Voice 13:

and accordingly all experience hath shewn, that mankind are more disposed to suffer,

Voice 14:

while evils are sufferable, than to right themselves by abolishing the forms to which they are accustomed.

Voice 15:

But when a long train of abuses and usurpations, pursuing invariably the same Object evinces a design to reduce them under absolute Despotism,

ALL:

it is their right, it is their duty, to throw off such Government,

Voice 16:

and to provide new Guards for their future security.

Voice 17:

Such has been the patient sufferance of these Colonies;

Voice 18:

and such is now the necessity which constrains them to alter their former Systems of Government.

Voice 19:


The history of the present King of Great Britain is a history of repeated injuries and usurpations,

Voice 20:

all having in direct object the establishment of an absolute Tyranny over these States.

ALL:

To prove this, let Facts be submitted to a candid world.



This reproducible is part of *An Educator's Guide to the David A. Adler Picture Book Biographies*. To read all of David A. Adler's books published by Holiday House, visit your library or local bookstore.

www.holidayhouse.com

MY READING CHECKLIST

Name _____ Grade _____

The David A. Adler Picture Book Biographies AN AMERICAN HISTORY BOOKSHELF



From A Picture Book of John Hancock

A Picture Book of . . .

- | | | |
|---|--|--|
| <input type="checkbox"/> Samuel Adams | <input type="checkbox"/> Patrick Henry | <input type="checkbox"/> Rosa Parks |
| <input type="checkbox"/> George Washington Carver | <input type="checkbox"/> Thomas Jefferson | <input type="checkbox"/> Paul Revere |
| <input type="checkbox"/> Christopher Columbus | <input type="checkbox"/> Helen Keller | <input type="checkbox"/> Jackie Robinson |
| <input type="checkbox"/> Davy Crockett | <input type="checkbox"/> John F. Kennedy | <input type="checkbox"/> Eleanor Roosevelt |
| <input type="checkbox"/> Frederick Douglass | <input type="checkbox"/> Martin Luther King, Jr. | <input type="checkbox"/> Sacagawea |
| <input type="checkbox"/> Amelia Earhart | <input type="checkbox"/> Robert E. Lee | <input type="checkbox"/> Harriet Beecher Stowe |
| <input type="checkbox"/> Thomas Alva Edison | <input type="checkbox"/> Lewis and Clark | <input type="checkbox"/> Sojourner Truth |
| <input type="checkbox"/> Dwight David Eisenhower | <input type="checkbox"/> Abraham Lincoln | <input type="checkbox"/> Harriet Tubman |
| <input type="checkbox"/> Benjamin Franklin | <input type="checkbox"/> Thurgood Marshall | <input type="checkbox"/> George Washington |
| <input type="checkbox"/> John Hancock | <input type="checkbox"/> Jesse Owens | |

This reproducible is part of *An Educator's Guide to the David A. Adler Picture Book Biographies*. To read all of David A. Adler's books published by Holiday House, visit your library or local bookstore.

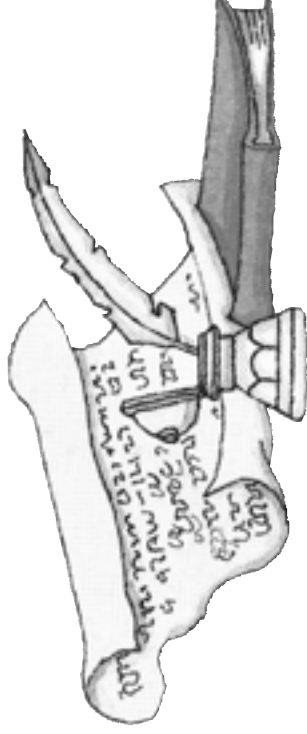
Certificate of Achievement

Congratulations!

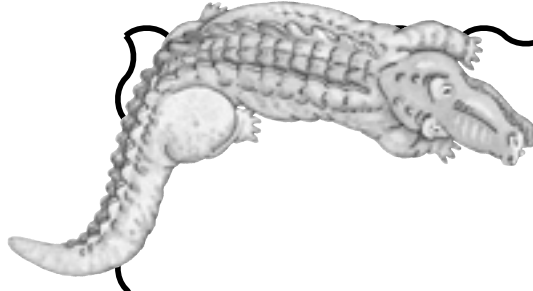
Name

joined the class in reading the David A. Adler Picture Book Biographies from
Samuel Adams to George Washington and knows American History!

Teacher's Signature



Holiday House
www.holidayhouse.com



Books by David A. Adler

Picture Book Biographies Grades K-3

A Picture Book of...

Abraham Lincoln*
Illustrated by John and
Alexandra Wallner
HC: 978-0-8234-0731-6
PB: 978-0-8234-0801-6

Amelia Earhart
Illustrated by Jeff Fisher
HC: 978-0-8234-1315-7
PB: 978-0-8234-1517-5

Anne Frank
Illustrated by Karen Ritz
HC: 978-0-8234-1003-3
PB: 978-0-8234-1078-1

Benjamin Franklin*
Illustrated by John and
Alexandra Wallner
HC: 978-0-8234-0792-7
PB: 978-0-8234-0882-5

Christopher Columbus*
Illustrated by John and
Alexandra Wallner
HC: 978-0-8234-0857-3
PB: 978-0-8234-0949-5

Davy Crockett*
Illustrated by John and
Alexandra Wallner
HC: 978-0-8234-1212-9
PB: 978-0-8234-1343-0

Dwight David Eisenhower*
Illustrated with photographs
HC: 978-0-8234-1702-5

Eleanor Roosevelt*
Illustrated by Robert Casilla
HC: 978-0-8234-0856-6
PB: 978-0-8234-1157-3

Florence Nightingale
Illustrated by John and
Alexandra Wallner
HC: 978-0-8234-0965-5
PB: 978-0-8234-1284-6

Frederick Douglass*
Illustrated by Samuel Byrd
HC: 978-0-8234-1002-6
PB: 978-0-8234-1205-1

George Washington*
Illustrated by John and
Alexandra Wallner
HC: 978-0-8234-0732-3
PB: 978-0-8234-0800-9

George Washington Carver*
Illustrated by Dan Brown
HC: 978-0-8234-1429-1
PB: 978-0-8234-1633-2

Harriett Beecher Stowe*
Illustrated by Colin Bootman
HC: 978-0-8234-1646-2
PB: 978-0-8234-1878-7

Harriet Tubman*
Illustrated by Samuel Byrd
HC: 978-0-8234-0926-6
PB: 978-0-8234-1065-1

Helen Keller*
Illustrated by John and
Alexandra Wallner
HC: 978-0-8234-0818-4
PB: 978-0-8234-0950-1

Jackie Robinson*
Illustrated by Robert Casilla
HC: 978-0-8234-1122-1
PB: 978-0-8234-1304-1

Jesse Owens*
Illustrated by Robert Casilla
HC: 978-0-8234-0966-2
PB: 978-0-8234-1066-8

John and Abigail Adams
by David A. Adler and Michael S. Adler
Illustrated by Ronald Himler
HC: 978-0-8234-2007-0
Coming in 2008!

John F. Kennedy*
Illustrated by Robert Casilla
HC: 978-0-8234-0884-9
PB: 978-0-8234-0976-1

John Hancock*
by David A. Adler and Michael S. Adler
Illustrated by Ronald Himler
HC: 978-0-8234-2005-6

Lewis and Clark*
Illustrated by Ronald Himler
HC: 978-0-8234-1735-3
PB: 978-0-8234-1795-7

Louis Braille
Illustrated by John and
Alexandra Wallner
HC: 978-0-8234-1291-4
PB: 978-0-8234-1413-0

Martin Luther King, Jr. *
Illustrated by Robert Casilla
HC: 978-0-8234-0770-5
PB: 978-0-8234-0847-4

Patrick Henry*
Illustrated by John and
Alexandra Wallner
HC: 978-0-8234-1678-3

Paul Revere*
Illustrated by John and
Alexandra Wallner
HC: 978-0-8234-1144-3
PB: 978-0-8234-1294-5

Robert E. Lee*
Illustrated by John and
Alexandra Wallner
HC: 978-0-8234-1111-5
PB: 978-0-8234-1366-9

Rosa Parks*
Illustrated by Robert Casilla
HC: 978-0-8234-1041-5
PB: 978-0-8234-1177-1

Sacagawea*
Illustrated by Dan Brown
HC: 978-0-8234-1485-7
PB: 978-0-8234-1665-3

Samuel Adams*
by David A. Adler and Michael S. Adler
Illustrated by Ronald Himler
HC: 978-0-8234-1846-6

Sojourner Truth*
Illustrated by Gershom Griffith
HC: 978-0-8234-1072-9
PB: 978-0-8234-1262-4

Thomas Alva Edison*
Illustrated by John and
Alexandra Wallner
HC: 978-0-8234-1246-4
PB: 978-0-8234-1414-7

Thomas Jefferson*
Illustrated by John and
Alexandra Wallner
HC: 978-0-8234-0791-0
PB: 978-0-8234-0881-8

Thurgood Marshall*
Illustrated by Robert Casilla
HC: 978-0-8234-1308-9
PB: 978-0-8234-1506-9

Biographies

B. Franklin, Printer
Illustrated with photographs
HC: 978-0-8234-1675-2
Grades 4 up

Dr. Martin Luther King, Jr.:
A Holiday House Reader Level 2
Illustrated by Colin Bootman
HC: 978-0-8234-1572-4
PB: 978-0-8234-1803-9
Grades Pre-3

Enemies of Slavery
Illustrated by Donald A. Smith
HC: 978-0-8234-1596-0
Grades 1-4

George Washington
HC: 978-0-8234-1838-1
Grades 5 up

Helen Keller
A Holiday House Reader Level 2
Illustrated by John Wallner
HC: 978-0-8234-1606-6
PB: 978-0-8234-2042-1
Grades Pre-3

Heroes for Civil Rights
Illustrated by Bill Farnsworth
HC: 978-0-8234-2008-7
Grades 1-5

Heroes of the Revolution
Illustrated by Donald A. Smith
HC: 978-0-8234-1471-0
PB: 978-0-8234-2017-9
Grades 1-4

Honest Abe
A Holiday House Reader Level 2
Illustrated by John Wallner
HC: 978-0-8234-2057-5
Grades Pre-3
Coming in 2008!

President George Washington
Illustrated by John Wallner
HC: 978-0-8234-1604-2
Grades Pre-3

Holocaust Books

Child of the Warsaw Ghetto
Illustrated by Karen Ritz
HC: 978-0-8234-1160-3
Grades 3-7

A Hero and the Holocaust:
The Story of Janusz Korczak
and His Children
Illustrated by Bill Farnsworth
HC: 978-0-8234-1548-9
Grades 1-5

Hiding from the Nazis
Illustrated by Karen Ritz
HC: 978-0-8234-1288-4
PB: 978-0-8234-1666-0
Grades 2-4

Math Fun!

Calculator Riddles
Illustrated by Cynthia Fisher
PB: 978-0-8234-1269-3
Grades 3-7

Fraction Fun
Illustrated by Nancy Tobin
HC: 978-0-8234-1259-4
PB: 978-0-8234-1341-6
Grades Pre-3

How Tall, How Short,
How Faraway
Illustrated by Nancy Tobin
HC: 978-0-8234-1375-1
PB: 978-0-8234-1632-5
Grades Pre-3

Roman Numerals
Illustrated by Edward Miller
HC: 978-0-8234-2060-5
Grades Pre-3
Coming in 2008!

Shape Up!
Fun with Triangles and Other
Polygons
Illustrated by Nancy Tobin
HC: 978-0-8234-1346-1
PB: 978-0-8234-1638-7
Grades Pre-3

Working with Fractions
Illustrated by Edward Miller
HC: 978-0-8234-2010-0
Grades Pre-3

You Can, Toucan, Math
Illustrated by Edward Miller
HC: 978-0-8234-1919-7
PB: 978-0-8234-2117-6
Grades Pre-3



David A. Adler

"I am the second of six children, all very close in age. My parents encouraged each of us to be an individual. It was their way of lessening the competition between us. As a child I was known as the family artist. Paintings and drawings I did when I was as young as twelve still hang in my parents' home. And I was creative. I drew funny signs that I taped around the house. I made up stories to entertain my younger brothers and sisters. I'm still making up stories."

David A. Adler is the acclaimed author of more than a hundred fiction and nonfiction books for young readers. In addition to the Picture Book Biographies for Holiday House, he has written biographies for older readers, books on the Holocaust, and math concept books. A classroom teacher for many years, he lives with his family in New York State. Visit him online at www.davidaadler.com.

Visit us on the Web Online! Anytime! Check out these sites!

Log on when you have the time—for classroom reproducibles and to learn more about David A. Adler and his books.

Holiday House www.holidayhouse.com































- ★ Free reproducible activity sheets, including:
 - American History Crossword Puzzle
 - The Picture Book Biographies Matching Game
 - Celebrate Black History Quilt
 - All About George Washington and Abraham Lincoln Writing Projects
 - Battles of the American Revolution Matchup
- ★ Discussion Starters for *George Washington: An Illustrated Biography* and *B. Franklin, Printer*
- ★ David A. Adler Math Books Activities
- ★ and more!

**Click on
Free Materials**

The Official David A. Adler Site www.davidaadler.com

- ★ Read the first pages of some of his books
- ★ Book Talks
- ★ Extensive Author Bio and lots of family photos
- ★ E-mail the author!

The David A. Adler Picture Book Biographies



Holiday House

425 Madison Avenue, New York, NY 10017

www.holidayhouse.com