

Yuyi Morales
Event Kit

Dreamers



NEAL PORTER BOOKS  HOLIDAY HOUSE



My Story

All of us have stories. Each of them is different. *This* story began in 1994, when I crossed a bridge with my two-month-old son, Kelly, from Ciudad Juarez, Mexico, to El Paso, Texas—and, though I did not know it at the time, to a new life in a strange and unfamiliar place, the United States of America. Once here, I was surprised by the quietness of the streets, the houses neatly lined up along the roads, and, later, by the cold winds of San Francisco Bay in summer. I had come so that my son could meet his great-grandfather Ernie, who was very ill and not expected to live much longer, and to marry Kelly's father, a US citizen. I wanted to return to Mexico soon afterward, but was shocked to learn that because of US immigration rules and my new status as a "permanent resident," I was now expected to remain in the United States. I had become an immigrant. But could I possibly call this new place my home?

Like most immigrants, I missed things that felt familiar: my family, the food, my friends, my job as a swimming coach, and my ability to communicate—to understand and be understood. In this new place where I did not speak the language, it was as if no one seemed to notice I existed, as if my words and actions didn't count. In those first days, I constantly wondered if I would ever find a place where I felt valued.

Then one day Kelly's grandmother brought us to a building that would change our lives forever. We discovered the public library, and it was SPECTACULAR!

I had never been in a place where you could just take books from the shelves without asking and without being scolded for taking them. And there were *picture* books, something I had not encountered before. I could not believe how beautiful and sturdy they were—and then, when I opened them, I was amazed at the power of their illustrations. Even though I could understand very few of the words, I realized that I could understand the story through those images—a realization that would come to inspire me later on. I began bringing Kelly there almost every day, and although at first it was difficult for a little baby to stay longer than a few minutes, eventually we were able to spend entire afternoons looking at picture books, often only leaving when we were told the library was closing. We were at home.


During those years, as Kelly got older, librarians at the Western Addition Branch, Richmond Branch, Presidio Branch, Mission Branch, and the San Francisco Main Library on Larkin Street, among many others, guided Kelly and me to find books we could love, though in an English that I struggled to understand. One day, when Kelly was not yet two years old, Nancy Jackson, the children's librarian at the Western Addition Branch, handed him his own library card. I was in awe! We could now take home a stroller brimming with books.

One of the most important things I learned at the library is that through books we can find our path and our purpose. I also learned that I love to tell stories, and that I could tell them through books. I studied the books I admired so much and became determined to make my own. My first efforts were very simple and very crude, made by hand and bound with ribbons and filled with my own stories and drawings. I was so proud of those books!

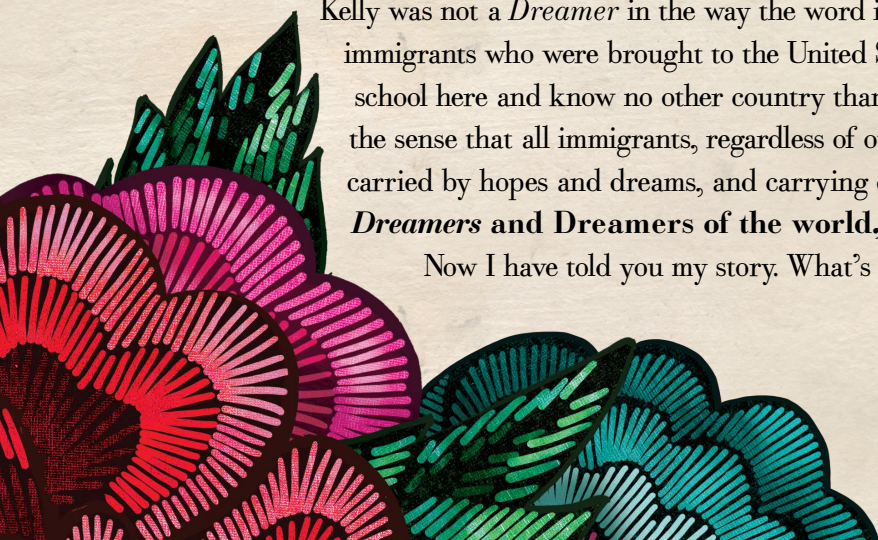
Kelly was not a *Dreamer* in the way the word is used today, to refer to young undocumented immigrants who were brought to the United States as children, and who have lived and gone to school here and know no other country than this one as their own. Kelly and I were Dreamers in the sense that all immigrants, regardless of our status, are Dreamers: we enter a new country carried by hopes and dreams, and carrying our own special gifts, to build a better future.


Dreamers and Dreamers of the world, migrantes soñadores.

Now I have told you my story. What's yours?



Yuyi





Create Your Own Book

part one

We all have stories. I've told you mine.
What's yours?

That's what needs to go into the book you're about to make.

Here are some ways you can do it:



Ask yourself if your story has colors, shapes, sounds, smells, and feelings.

Use words. You can write them yourself, or cut letters from magazines. You can make up new words, color them, give them personality. Put them in your book.



Make drawings. You can draw with a pencil, markers, and crayons. Your drawings may look familiar, or they may look like nothing you've ever seen before.

You can also illustrate your book with stamps or by cutting out shapes and gluing in pieces of tissue paper, fabric scraps, or photographs.

Title your story. You can call it anything you like. Add your name. Decorate the cover.

Or try something new. Tell your story without words, only pictures, or using only one color, or just using shapes.

Your imagination is limitless. Use it and have fun!



Dreamers
A new book by
Yuyi Morales

Available in English and Spanish

Dreamers is available at your local bookstore and library.


9780823440559

9780823442584

NEAL PORTER BOOKS  HOLIDAY HOUSE

HolidayHouse.com/Dreamers #ReadDreamers

May be reproduced at no charge. © 2018 by Yuyi Morales



Create Your Own Book

part two

A step-by-step instruction sheet on how to bring your own story to life


“Someday we will become something we haven’t even yet imagined. But right now. We are stories.” *Yuyi*

Author and illustrator Yuyi Morales knows the importance of books in one’s own life. She also has a deep appreciation for the process of creating a book from the stories of your own life, and sharing them.

Below, Yuyi Morales shares a few simple steps to creating your own book.

Things you will need:

Several pieces of blank paper




Two pieces of cardboard
(I sometimes cut up cereal boxes for this)



A long piece of string or a ribbon



1. Put the blank paper between the two pieces of cardboard like a sandwich.

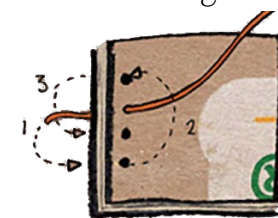


2. Poke four holes down one side of the cardboard sandwich.

Ask an adult to help you.




3. Lace the string or ribbon through the holes.



4. Pull the string or ribbon taut.





5. Tie the loose ends into a knot or bow. This will help keep your book together.



That’s it! You’ve got it!


Dreamers
A new book by
Yuyi Morales
Available in English and Spanish
Dreamers is available at your local bookstore and library.

NEAL PORTER BOOKS  HOLIDAY HOUSE
HolidayHouse.com/Dreamers #ReadDreamers
May be reproduced at no charge. © 2018 by Yuyi Morales





Lotería (part one *see part two on how to play) —a beautiful and popular game in Mexico, similar to bingo!

Author and illustrator Yuyi Morales grew up playing Lotería, a Mexican game that is similar to bingo. It has been played as a game of chance, as a pastime, and for educational purposes. The game has been used to teach reading, writing, history, and social values.



Dreamers
A new book by
Yuyi Morales
Available in English and Spanish
***Dreamers* is available at your local bookstore and library.**

NEAL PORTER BOOKS  HOLIDAY HOUSE
HolidayHouse.com/Dreamers #ReadDreamers
May be reproduced at no charge. © 2018 by Yuyi Morales




Lotería (part two)



—a beautiful and popular game in Mexico, similar to bingo!

How to play Lotería

1. Give every player a blank Lotería card.
2. Reproduce and cut out the list of words.
3. Reproduce and cut out the monarch butterfly game pieces.
4. Give each player a set of words to tape or glue to their Lotería card in any order they choose, and a set of monarch butterfly game pieces.
5. Reproduce and cut out a set of words to call out. Place words in a bag or basket for drawing and calling out.
6. Call out each word in English and Spanish.
7. Players must then identify the word on their Lotería card and cover the space with a monarch butterfly game piece.
8. If a player has all words covered diagonally, across a row or vertically in a column, they should call out “**LOTERÍA!**”



Gifts Regalos	Backpack Mochila	Bridge Puente	Land Tierra
Sky Cielo	Words Palabras	Speak Hablar	Immigrants Inmigrantes
Steps Pasos	Unimaginable No imaginable	Book Libro	Read Leer
Trust Confianza	Home Casa	Write Escribir	Voices Voces
Love Amor	Goodbye Adios	Dreamers Soñadores	Life Vida



Dreamers
A new book by
Yuyi Morales


Available in English and Spanish

Dreamers is available at your local bookstore and library.

NEAL PORTER BOOKS  HOLIDAY HOUSE

HolidayHouse.com/Dreamers #ReadDreamers

May be reproduced at no charge. © 2018 by Yuyi Morales



Book Scavenger Hunt

Yuyi Morales has painted many of her favorite books into *Dreamers!*

Below is a list of several of the books that inspired Yuyi (and still do)!

Using the below list, find and check off all of the books you have read, and then star those you'd like to read next.

	<u><i>Doctor De Soto</i></u> by William Steig
	<u><i>Freight Train</i></u> by Donald Crews
	<u><i>Lon Po Po: A Red-Riding Hood Story from China</i></u> by Ed Young
	<u><i>A Movie In My Pillow</i></u> by Jorge Argueta, illustrated by Elizabeth Gómez
	<u><i>Nate the Great</i></u> by Marjorie Weinman Sharmat, illustrated by Marc Simont
	<u><i>No, David!</i></u> by David Shannon
	<u><i>Officer Buckle and Gloria</i></u> by Peggy Rathmann
	<u><i>The Arrival</i></u> by Shaun Tan
	<u><i>What Pete Ate from A to Z</i></u> by Maira Kalman
	<u><i>Zin! Zin! Zin! A Violin</i></u> by Lloyd Moss, illustrated by Marjorie Priceman

For more books that inspired Yuyi Morales, see the “Books That Inspired me (and Still Do)” section in *Dreamers*.



Dreamers
A new book by
Yuyi Morales

Available in English and Spanish

9780823440559




9780823442584

NEAL PORTER BOOKS  HOLIDAY HOUSE

HolidayHouse.com/Dreamers #ReadDreamers

May be reproduced at no charge. © 2018 by Yuyi Morales

Dreamers is available at your local bookstore and library.



Create your own Flowers (part one)

How to make the *Dreamers* brightly colored tissue paper flowers

Author and illustrator **Yuyi Morales** features vibrant and bold flowers on the cover of *Dreamers*. These flowers are done in embroidery and continue to be made today in Mexico. The embroidered flowers were traditionally made by hand, and often a woman would be known by the type of embroidery she featured on her skirt or blouse. These elaborate designs were often a symbol of empowerment for the women who wore them.

Yuyi is not only drawn to this type of art, she also has a strong connection to hand assembling colored paper flowers. She depicts this style in the woman's skirt that she wears as she starts out on her journey. This simple yet beautiful project is one that she treasures.

- 1. Start with two sheets of tissue paper



- 2. Fold the two sheets of tissue paper in half.



- 3. Fold in half again.



- 4. Find the corners of the separate pieces of paper. Take this corner and fold it to the opposite edge to make a triangle.



- 5. Using scissors, trim off the extra rectangle of paper.



- 6. When you open up the triangle to make a square, you'll notice that some edges still have a fold. Trim off that edge by slipping a scissor into the fold and cut to separate all the pieces of the paper. In the end you want eight individual squares.




— continued on next page

Dreamers
A new book by
Yuyi Morales


Available in English and Spanish
Dreamers is available at your local bookstore and library.




9780823440559



9780823442584

NEAL PORTER BOOKS  HOLIDAY HOUSE
HolidayHouse.com/Dreamers #ReadDreamers
May be reproduced at no charge. © 2018 by Yuyi Morales



Create your own Flowers (part two)

How to make the *Dreamers* Brightly colored tissue paper flowers

Tissue Paper Flower Directions (continued)

7. Fold paper, accordion style, six or seven times.



8. Staple the accordion in the center.



9. Trim the edges to create the "petals" of the flower. See below to find other ways of cutting the ends of each flower to create a different look.




10. Carefully start to separate the layers of the flower. Pull from the inside of each layer, as opposed to out from each edge. This will help keep the flowers from tearing.



11. Keep fluffing the layers until you have half the flower. And then fluff the other side!



12. You've made a paper flower!




Want more design options?

Try using two different-colored tissue papers or trimming the edge of the accordion fold into different shapes like a pointed, rounded, or fringed edge.


Tissue paper flower instructions are from the website: HeyLetsMakeStuff.com

Dreamers
A new book by Yuyi Morales
Available in English and Spanish
Dreamers is available at your local bookstore and library.



NEAL PORTER BOOKS HOLIDAY HOUSE
HolidayHouse.com/Dreamers #ReadDreamers
May be reproduced at no charge. © 2018 by Yuyi Morales


Create your own Butterfly



Find and follow the butterfly throughout the pages of *Dreamers*.

Author and illustrator **Yuyi Morales** features the monarch butterfly (along with the swallow and the bat) throughout *Dreamers*. These characters represent some of the many animals that migrate to and from Mexico and the United States yearly. The monarch butterflies gather each year in central Mexico, not far from where Yuyi grew up. Each year people from all over Mexico, and from all over the world, journey to visit the monarch butterflies.

Cut, color, and decorate your own butterfly.



Dreamers
A new book by
Yuyi Morales



9780823440559



9780823442584

Available in English and Spanish


Dreamers is available at your local bookstore and library.

NEAL PORTER BOOKS  HOLIDAY HOUSE

HolidayHouse.com/Dreamers #ReadDreamers

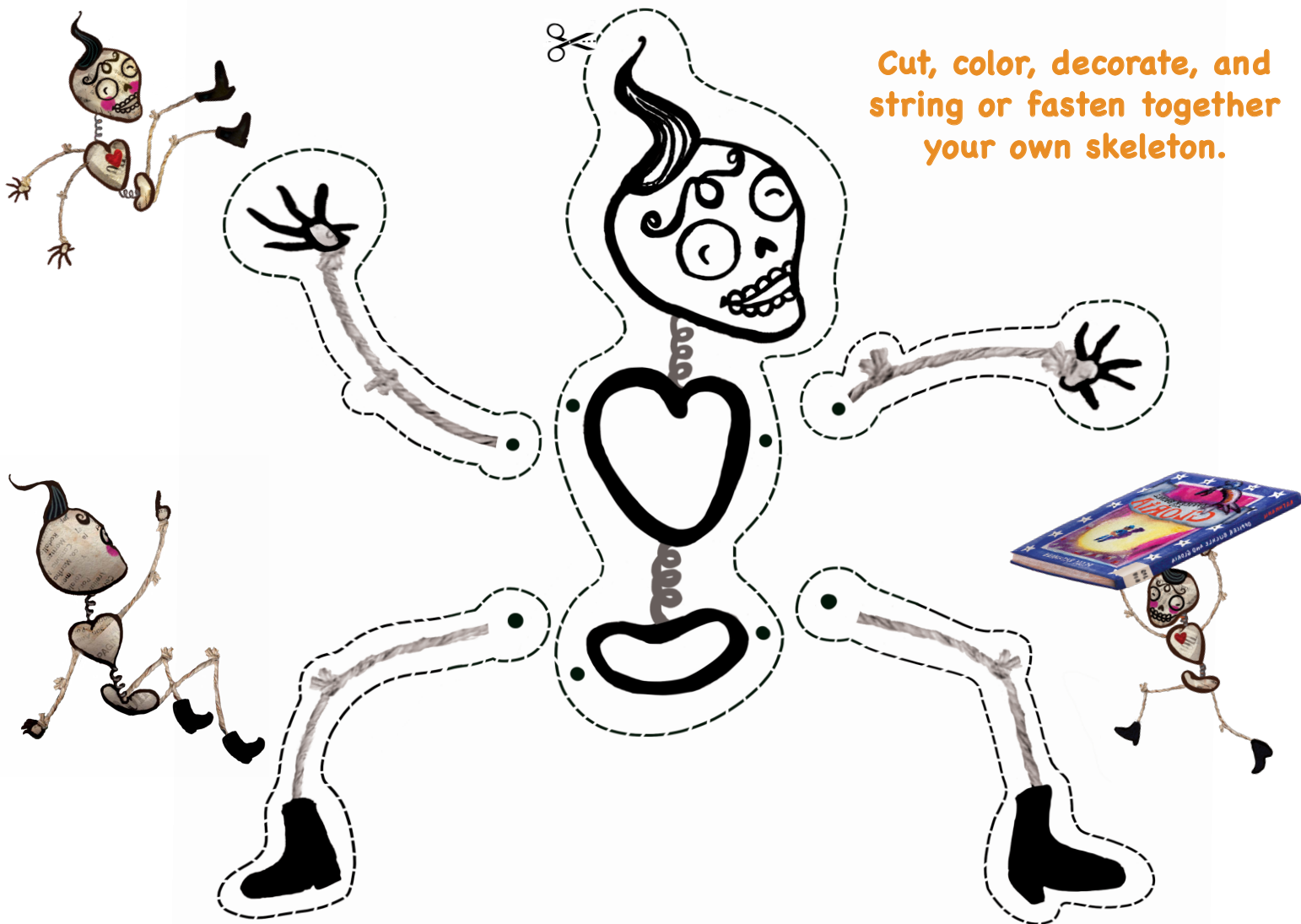
May be reproduced at no charge. © 2018 by Yuyi Morales

Create your own Skeleton





Find and follow the skeleton throughout the pages of *Dreamers*.

Author and illustrator **Yuyi Morales** features the skeleton throughout *Dreamers*. The skeleton is first seen tucked inside the backpack as one of the bundled gifts. The skeleton represents many things to Yuyi, including the history, culture, memories, talent, abilities, and passion that an immigrant brings with them when they make their way to their new home. No matter how little or insufficient the immigrant may feel their belongings are when they arrive, the reality is that they are arriving to their new home with *all* these things and more.



Cut, color, decorate, and string or fasten together your own skeleton.



Dreamers

A new book by Yuyi Morales

Available in English and Spanish

Dreamers is available at your local bookstore and library.

NEAL PORTER BOOKS  HOLIDAY HOUSE

HolidayHouse.com/Dreamers #ReadDreamers

May be reproduced at no charge. © 2018 by Yuyi Morales