

Name \_\_\_\_\_


## Seder Plate fun with *Pippa's Passover Plate!*

Draw a line to match the name of the seder plate food with its description and then write the food name next to its picture on the plate.

food names:	food descriptions:
Beitzah	a mixture of chopped apple, walnut, and red wine
Charoset	a hard-boiled egg
Chazeret	sprigs of parsley or onion or boiled potato
Karpas	horseradish root
Maror	a roasted bone
Seroah	Romaine lettuce



**SEDER PLATE**



Illustrations © 2019 by Jill Weber

### Pippa's Passover Plate

Vivian Kirkfield

illustrated by Jill Weber

Ages 4-8 • HC 978-08-8234-4162-4

May be reproduced at no charge.

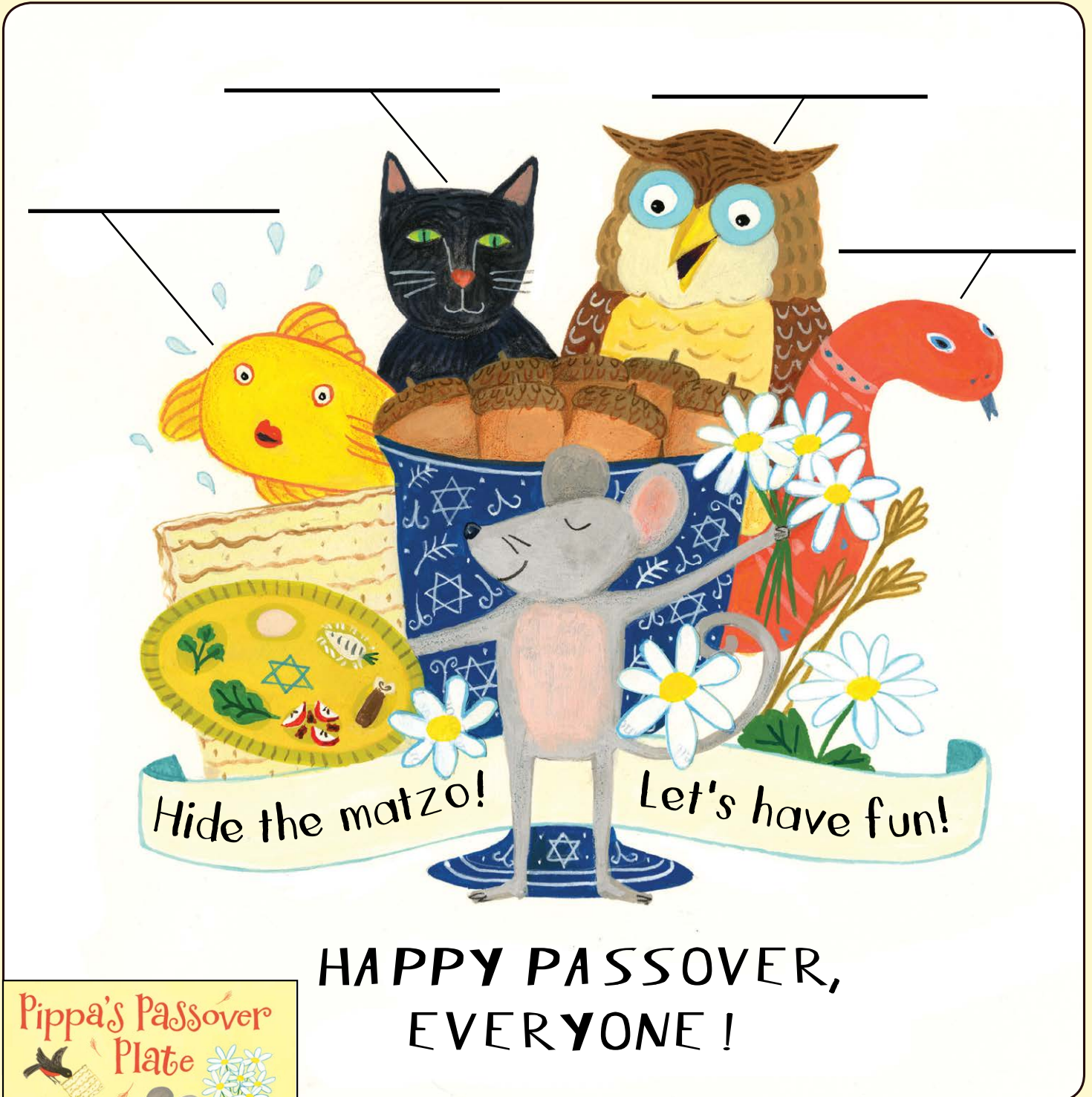
HolidayHouse.com




Name \_\_\_\_\_

# A Seder Decoration from Pippa's Passover Plate!

Write in the names of the animals that helped Pippa find her seder plate and take this decoration home for your family's seder.



## HAPPY PASSOVER, EVERYONE!



Illustrations © 2019 by Jill Weber

**Pippa's Passover Plate**  
 Vivian Kirkfield  
 illustrated by Jill Weber  
 Ages 4-8 • HC 978-08-8234-4162-4

May be reproduced at no charge.

HolidayHouse.com

