

Margaret Ferguson Books
HOLIDAY HOUSE 

Chomp into this deliciously funny story about Toasty, a piece of bread who wants to be a dog.

Can Toasty find a way to become a dog? Or will he discover that he can be something more than he imagined?



What's included:

- Make your own bread!
- Write about you!
- Dog chase maze!
- Mixed-up words!
- Turn Toasty into a real dog!




Meet the creator!



© Sarah Hwang

Sarah Hwang was born in South Korea and grew up in the United States. As an immigrant child, she understood what it felt like to be different just like Toasty. But as she grew older, she learned that being different is actually awesome. Her playful art for Toasty came to mind when she saw a piece of toast that reminded her of the way she used to draw dogs as a child.

Sarah received her BFA in Illustration from Maryland Institute College of Arts. *Toasty* is her first picture book. She lives in New Jersey with her loving family and her pet toast. Sadly, she's allergic to dogs.



Toasty
By Sarah Hwang

Margaret Ferguson Books
HOLIDAY HOUSE



holidayhouse.com/toasty

Illustrations © 2021 Sarah Hwang

Make your own bread!

Make bread with your grown-up!

Allergy alert: be sure to check ingredients before starting.

Be sure to cook with adult supervision!



Taken from the book, *Super Simple Baking for Kids: Learn to Bake with over 55 Easy Recipes for Cookies, Muffins, Cupcakes and More!* by Charity Mathews

TIME


- Prep Time: 1 hour 20 mins
- Cook Time: 25 mins
- Total Time: 1 hour 45 mins
- Yield: 1

INGREDIENTS

- 3 cups all-purpose flour (separated into 1 cup and 2 cups)
- 1/4 cup sugar
- 1 packet active dry yeast (or 2 1/4 teaspoon)
- 1 cup warm water
- 1/4 cup butter, melted
- 1 teaspoon salt

INSTRUCTIONS

1. Combine 1 cup of the flour plus all the sugar and yeast in a bowl.
2. Add warm water. (It should be about the temperature of your bathwater.)
3. Set on a warm counter for 10 minutes.
4. When the yeast mixture looks puffy, add 1 cup of flour plus the teaspoon of salt and melted butter. Stir.
5. Add last cup of flour and stir again.
6. Your dough will be VERY STICKY. Pour 1/4 cup of extra flour on a cutting board or clean countertop then put the dough on top.
7. Knead the dough with your hands for 10 minutes. Press down with the heel of your hand, then fold the dough in half. Press down again, fold. Repeat.
8. When the dough changes from sticky to silky, place it in a greased loaf pan.
9. Lay a towel over the loaf pan and set it in a warm spot. Allow the dough 45 minutes to rise.
10. Punch it down and let it rise for 10 more minutes. While it's rising again, preheat the oven to 375 degrees F.
11. Bake at 375 degrees F for 25 minutes.



Toasty
By Sarah Hwang

Margaret Ferguson Books
HOLIDAY HOUSE



holidayhouse.com/toasty

Illustrations © 2021 Sarah Hwang

Write about you!

Toasty loved dogs so much he wanted to be a dog.
What are five things that you love about yourself?




I love that I can _____

I love that I know how to _____

I love that I can make _____

I love that I can do _____

I love my _____



Toasty
By Sarah Hwang

Margaret Ferguson Books
HOLIDAY HOUSE



holidayhouse.com/toasty

Illustrations © 2021 Sarah Hwang

Dog chase maze!


Uh-oh, the dogs are chasing Toasty! This is not looking good for him. Help him get to the sandwich so he can hide!




RUN TOASTY RUN!!



Start here!



SAFE!



Toasty
By Sarah Hwang

Margaret Ferguson Books
HOLIDAY HOUSE



holidayhouse.com/toasty

Illustrations © 2021 Sarah Hwang

Mixed-up words!

Toasty likes to mix things up. Unscramble the following words from the book.



SAOTYT

— — — — —



EATSROT

— — — — —



RAEBD

— — — — —



DEPUDL

— — — — —



ALBL

— — — —




RACLOL

— — — — —



CHADSWIN

— — — — —



Toasty
By Sarah Hwang

Margaret Ferguson Books
HOLIDAY HOUSE





holidayhouse.com/toasty

Illustrations © 2021 Sarah Hwang

Turn Toasty into a real dog!

Toasty can be whatever he wants to be. Draw his best collar and give him his sparkly ball and dog dish. Then color him in.



Toasty
By Sarah Hwang

Margaret Ferguson Books
HOLIDAY HOUSE



holidayhouse.com/toasty

Illustrations © 2021 Sarah Hwang