

# Make What You See Drawing Challenge!

Winslow Homer carried a notebook with him so he could take notes about the nature scenes he wanted to paint. Can you work like Winslow?



1. Go outside. Use the space below to take notes on the nature around you. What colors do you see? Are there plants? Is there water? Write down as many details as you can.

---

---

---

---

---

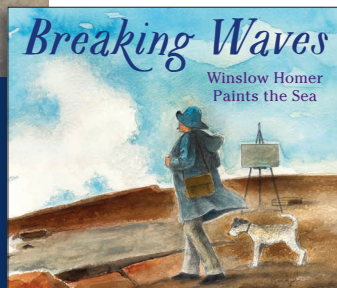
---

---

2. When you return inside, follow your notes to draw the scene in the space below. Add color using crayons, colored pencils, or markers. Make a masterpiece!



“When you paint, try to put down exactly what you see. Whatever else you have to offer will come out anyway.” -Winslow Homer



by Robert Burleigh  
Illustrated by Wendell Minor

Neal Porter Books  
**HOLIDAY HOUSE**  
HolidayHouse.com



@HolidayHouseBks

May be reproduced at no charge.  
Illustrations © 2021 by Wendell Minor

# Art Supply Word Search!

Winslow Homer's artwork required a lot of patience and dedication . . . but it also called for art supplies! Can you find all of the supplies below?



## WORD BANK:

PAINT

EASEL

CHARCOAL

NOTEBOOK

PAINTBRUSH

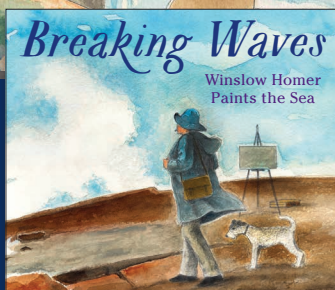
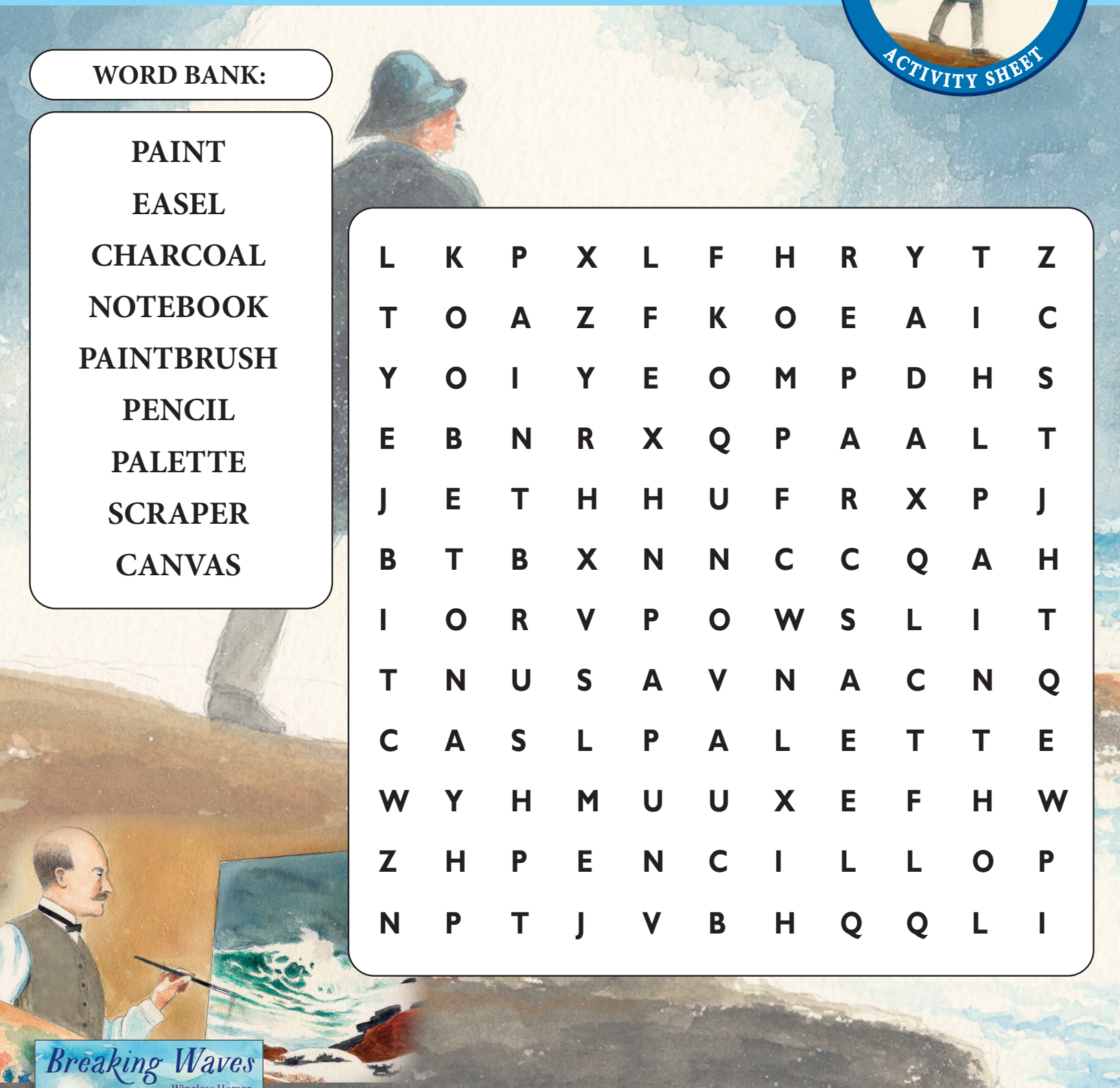
PENCIL

PALETTE

SCRAPER

CANVAS

L	K	P	X	L	F	H	R	Y	T	Z
T	O	A	Z	F	K	O	E	A	I	C
Y	O	I	Y	E	O	M	P	D	H	S
E	B	N	R	X	Q	P	A	A	L	T
J	E	T	H	H	U	F	R	X	P	J
B	T	B	X	N	N	C	C	Q	A	H
I	O	R	V	P	O	W	S	L	I	T
T	N	U	S	A	V	N	A	C	N	Q
C	A	S	L	P	A	L	E	T	T	E
W	Y	H	M	U	U	X	E	F	H	W
Z	H	P	E	N	C	I	L	L	O	P
N	P	T	J	V	B	H	Q	Q	L	I



by Robert Burleigh  
Illustrated by Wendell Minor

Neal Porter Books  
**HOLIDAY HOUSE**  
HolidayHouse.com



@HolidayHouseBks

May be reproduced at no charge.  
Illustrations © 2021 by Wendell Minor