



Children of the Forest

ACTIVITY KIT

Neal Porter Books
HOLIDAY HOUSE

WHAT'S INCLUDED:

- **Be Wild!** Go on a nature hunt
- **Mother Nature Always Provides!** Collage craft
- **The Ways of Survival!** Camp in your backyard
- **Seek & Find!** Find the hidden objects




Two siblings set off to live a life of adventure in the untamed wilds of their own backyard in this funny and beautifully illustrated picture book.

MEET THE CREATOR




Matt Myers is the author and illustrator of *Hum and Swish* and the illustrator of many books for children, including *Battle Bunny*, *A Dog Named Doug*, and *The Infamous Ratsos* series, which won a Geisel Honor. When he's not painting or writing, he likes to build things, dig in the dirt, and hang out with his chicken. He lives in Charlotte, North Carolina.



Children of the Forest
by Matt Myers

Neal Porter Books
HOLIDAY HOUSE


HolidayHouse.com
Illustrations © 2022 Matt Myers
May be reproduced at no charge.

BE WILD!

Go on a nature hunt in your backyard or local park. Grab a small bucket or container and try and collect as many of these as you can!



Pine cone

Bark

Leaf

Seed pods


Flower

Small stones

Twig

Feathers

Grass



Children of the Forest
by Matt Myers

Neal Porter Books
HOLIDAY HOUSE



HolidayHouse.com

Illustrations © 2022 Matt Myers
May be reproduced at no charge.

MOTHER NATURE ALWAYS PROVIDES!

Make a collage with the things you found on your nature hunt!



YOU WILL NEED:

- Clear contact paper
- Items from your nature hunt

DIRECTIONS: Ask a grown-up for help with scissors!

1. Cut out two large pieces of contact paper and set one aside. Slowly peel the backing off of one of the sheets.
2. Lay the contact paper sticky side up on a table (tape the sides down with masking tape so it doesn't curl up).
3. Gently press down the items from your nature hunt.
4. Peel off the backing from the second sheet of contact paper and carefully place it over your collage.
5. Hang the collage in a window!



THE WAYS OF SURVIVAL!



You can camp out in your backyard or your living room and have an adventure!

Have a grown-up help you set up a play tent in your backyard. Or you can build a fort in your living room with chairs, blankets, sheets, and couch cushions. Use clothespins or chip clips to help attach the blankets and sheets. You can tell stories, sing songs, and look at the clouds and the stars (or imagine them)!

Make sure you have all the supplies you will need to camp!

Flashlight

Blankets

Books


Pillows

Games

Water

Stuffed animals

Snacks



Children of the Forest
by Matt Myers

Neal Porter Books
HOLIDAY HOUSE



HolidayHouse.com


Illustrations © 2022 Matt Myers
May be reproduced at no charge.

SEEK & FIND!

See how many of these objects you can find!



SQUIRREL SPOON BIRD FROG CAN NEST
LANTERN LIZARD ACORN WATERING CAN SNAIL



Children of the Forest
by Matt Myers

Neal Porter Books
HOLIDAY HOUSE



[HolidayHouse.com](https://www.holidayhouse.com)

Illustrations © 2022 Matt Myers
May be reproduced at no charge.