

An **I Like To Read**® Book

I Hop by Joe Cepeda

A Theodor Geisel Honor Book

This book about a boy and his grandma is perfect for kindergarten readers.

Guided Reading Level: C
Grades PreK–3

Instructional Standards

Reading Literature: RLK.1, 2, 3, 4, 7, 8, 10/RL.1.1, 2, 3, 7, 10

Reading Foundation Skills: RFK.1, 2, 3, 4/RF.1.2, 3, 4

Speaking and Listening: SLK.1, 2, 3, 4/SL.1.1, 2, 3, 6

Writing: WK.2, 5/W.1.2, 5

Learning Objectives

Students will read new text; use illustrations and details in a story to describe its characters, setting, or events; recognize and produce rhyming words; learn about letters, sounds, and words; and apply skills and extend comprehension through discussion, instruction, and writing.

BEFORE READING

- Discuss the front cover illustrations and the book title. Have you seen or used a pogo stick? It helps you bounce or hop up and down.
- In this story, the boy hops around town. He sees many things. He buys some things, too. Let's see why he is buying food.
- Take a picture walk. Discuss what is happening in the story. Emphasize the use of illustrations to help describe the characters, setting, and events.

DURING READING

As students read softly, notice what individuals do and support when necessary.

- When a student struggles to read a word promote the use of more than one strategy: Will the picture help you? Does it sound right and make sense? What sounds do those letters make? Did you see this word on the previous page?

AFTER READING

Have students share their responses to the story. Encourage them to listen and respond to each other's thinking. Use some of these questions during the discussion. Encourage students to refer back to the text and illustrations to support their thinking.

QUESTIONS

- Where does the story take place? Or, what is the setting?
- Who is the main character in the story?
- What happened at the beginning of the story?
- Where does the boy go? What does he do?
- How does the story end?
- How does the boy feel about his adventures? How do you know?



ACTIVITY SHEETS

Here are literature and writing activities with reproducibles to share with your students.

WORD WORK

- Find the words that are repeated. (I, hop, see, we)
- Let's look for the word _____. (we, I, hop, look, see, fall, apples, cheese, pay, bread, Grandma) Use what you know about letter sounds and the information from pictures to help.
- Make words that rhyme with *hop*. Read your words to your partner. (Use attached reproducible, All About Words!)

WRITING & ART

The boy in this story saw a lot of things and people while he was hopping around the neighborhood. Let's write a new sentence that tells about something you can see when you go around town. (Use attached reproducible, Time to Draw!)

- Listen and write down the sounds that you hear.
- Now add your own word to finish the sentence, I see _____. Choose a word that was not in the book.
- Draw a picture to match your words.
- Did you remember to start your sentence with a capital letter and end your sentence with a period?

Guide created by Mary Beth Connolly, M.S.Ed, educational consultant and retired elementary/special education teacher.

ABOUT THE CREATOR



Joe Cepeda received his Bachelor of Fine Arts degree from California State University, Long Beach, and studied Engineering at Cornell University. He is a fine artist, as well as an illustrator of more than thirty-five book jackets and picture books, which have received many honors including Notable Children's Trade Book in the Field of Social Studies, *Parenting Magazine's* Reading Magic Award, Oppenheim Toy Portfolio Platinum Award, Texas Library Association 2x2 Reading List, ALA Notable Books, and *Child Magazine's* Best Book of the Year. He both wrote and illustrated the I Like to Read® books—*Up, I Dig, I See*, and *I Hop*. Joe received an American Library Association Pura Belpré Honor, A Theodor S. Geisel Honor, and the Recognition of Merit Award from the George G. Stone Center for Children's Books. He lives in Claremont, California.



Name: _____

Date: _____

All About Words!

Sentence Structure

Directions: Use the letters to make words that rhyme with *hop*. Be careful! Not all of the letters will make real words.

b	c	f	j	m
n	p	r	t	w
ch	sh	th	st	sp
bl	sn	fl	tr	cr

____op

____op

____op

____op


____op

____op

____op

____op

____op



I Hop
by Joe Cepeda

For more **I Like to Read**® books,
visit your local library or bookstore.

HOLIDAY HOUSE
HOLIDAYHOUSE.COM

HOLIDAY HOUSE | LESSON PLAN

Reproducible



Name: _____

Date: _____

Time to Draw!

Directions: Write a sentence to tell about what you see around town.

Draw a picture to match your words.



I Hop
by Joe Cepeda

For more **I Like to Read®** books,
visit your local library or bookstore.

HOLIDAY HOUSE
HOLIDAYHOUSE.COM