


# HOLIDAY HOUSE | LESSON PLAN



HC: 9780823450787 · e-book: 9780823452965

Guided Reading Level: G

Grade Level: 1

Age: 4-8



An **I Like To Read** Book level G

## *Am I a Frog?*

by **Lizzy Rockwell**

In this nonfiction Level G science book, new readers will follow the nine stages of a frog's development from egg to tadpole to frog. A chart in the back of the book is included.

### Next Generation Science Standards

1-LS1-A Organism Structure and Function

1-LS1-B and 3-LS1-B Growth and Development of Organisms/Life Cycles

1-LS3-A,B and 3-LS3-A,B Inheritance and Variation of Traits

### Comprehension Strategies

KWL, Graphic Organizers, Visualizing, Questioning

### Extension Activities

- Create a **KWL** chart on large paper. (Column headers: what we **know**; what we **wonder** about; and what we have **learned**.)
  1. Have partners discuss what they know about frogs. As they share their ideas with the whole group add them to the K portion of the chart.
  2. Take a picture walk before reading the book. Have partners discuss the questions they have about frogs. Have students share their ideas as you write their responses on the W portion of the chart.
  3. Read and discuss the text.
  4. Have partners discuss what they've learned from the text. As they share their ideas with the whole group add them to the L portion of the chart.
- Help students **visualize** in order to recall the stages in the life cycle of a frog.
  1. Have students use the attached illustrations to create a model of the life cycle of a frog on the board or chart paper.
  2. Go back through the book to verify the model that has been created.
- Help students generate and answer questions. Depending on the age and ability level of your students this may be a whole class, partner work, or individual project. What other animals have a life cycle similar to a frog? Research one of those animals to learn more. Using this book as a model, create your own text and pictures describing the life cycle of that animal.




# HOLIDAY HOUSE | LESSON PLAN

## ACTIVITY SHEET

Copy this on card stock. Cut apart the illustrations. If students cut apart the illustrations, be sure there is an adult supervising the activity.

Have students put them in order to create a class model of the life cycle of a frog.












# HOLIDAY HOUSE | LESSON PLAN

## ACTIVITY SHEET

Cut apart these pictures and word cards. If students cut apart the illustrations, be sure there is an adult supervising the activity.

Ask students to put them in order on a separate piece of paper to create a model of the life cycle of a frog.



	two-legged tadpole		frog eggs
young tadpole		big tadpole	
	froglet		four-legged tadpole
adult frog		hatchlings	