

Firefighter Flo!

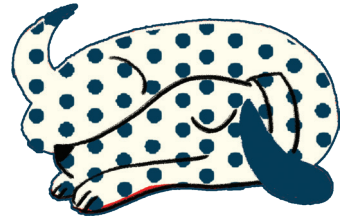


Activity Kit



What's Included

- STOMP! STOMP! STOMP! STOMP! Connect-the-dots
- RING! RING! RING! RING! Puzzle
- FLASH! FLASH! FLASH! FLASH! Maze
- RUFF! RUFF! RUFF! Dalmatian craft

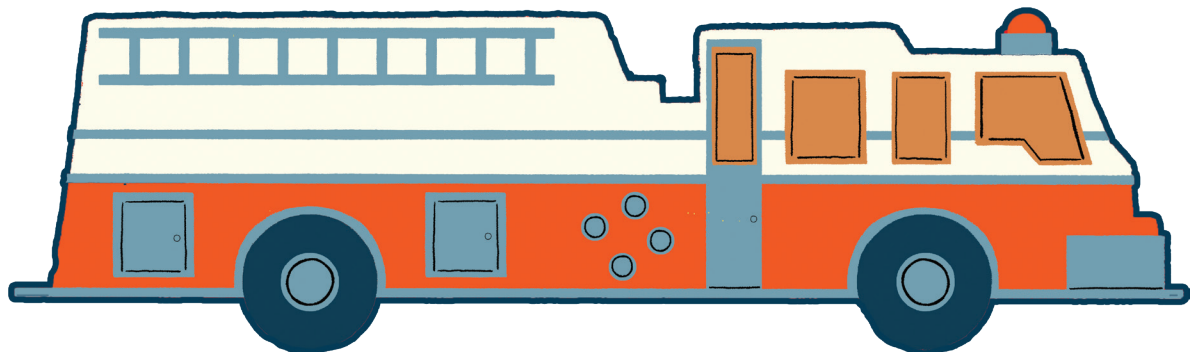


The phone **RANG**. The bell
went **CLANG**. Lights **FLASHED**.
And sirens **WHINED**.
Firefighter FLO is ready to go!

Meet the Creators

ANDREA ZIMMERMAN is the author of many beloved books for children, including the bestseller *Trashy Town*, co-authored with her husband, David Clemesha, and illustrated by Dan Yaccarino. She enjoys gardening, going for walks, and visiting museums. Andrea has three grown sons. She lives with her husband in Southern California.

DAN YACCARINO is the author and illustrator of more than fifty books for children, and the creator and producer of three animated series. He is also the character designer for the animated series *The Backyardigans*. Awards and honors include the Bologna Ragazzi Award, *The New York Times* 10 Best Illustrated Children's Books, ALA Notable Children's Books, and the Parents' Choice Award.

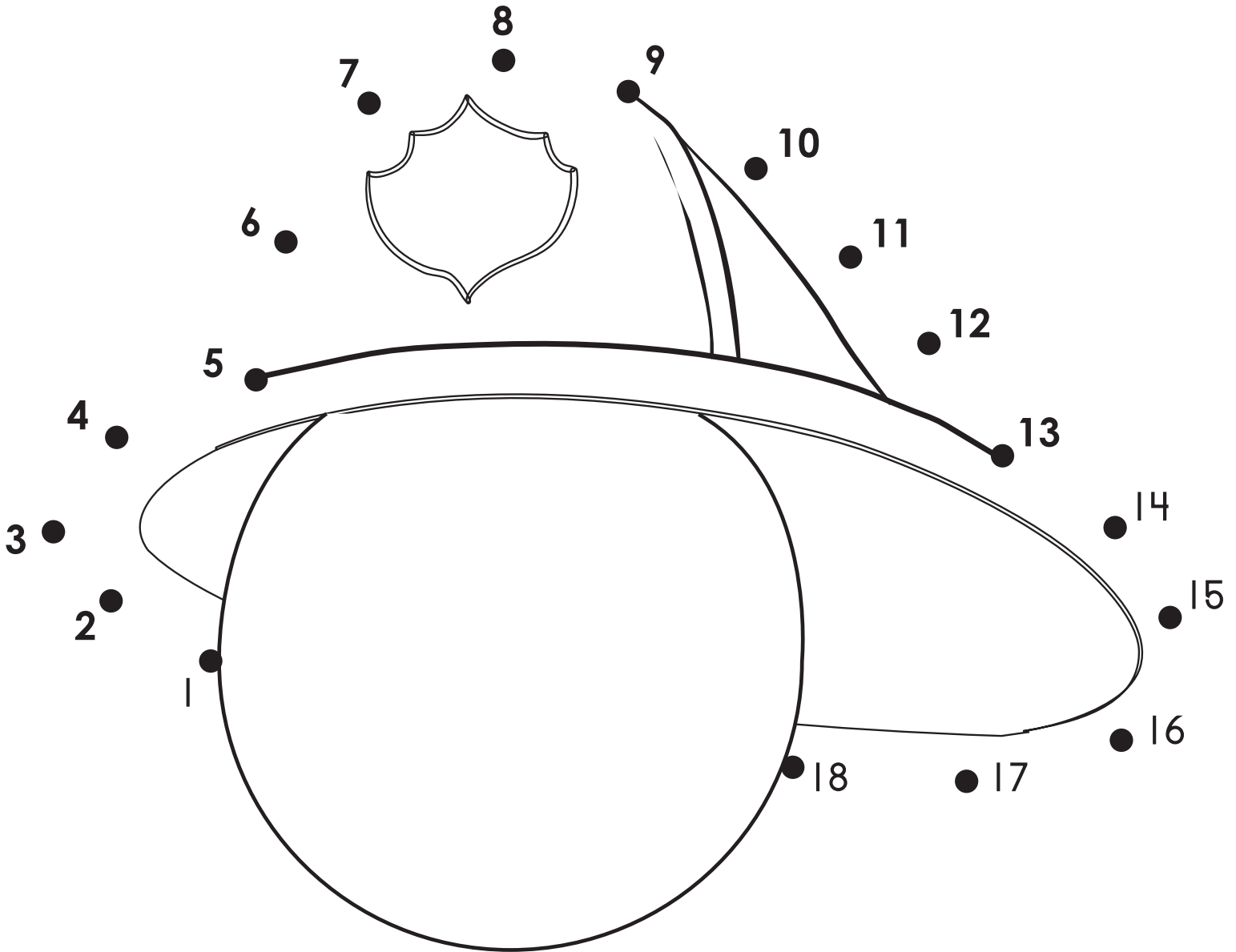


HOLIDAY HOUSE 



STOMP! STOMP! STOMP! STOMP!

Help Flo get her fire helmet ready by
connecting the dots and coloring it in.



HOLIDAY HOUSE





RING! RING! RING! RING!

Cut out the pieces of Flo's firehouse and put them together.



HOLIDAY HOUSE 

HolidayHouse.com
Illustrations © 2022 by Dan Yaccarino




FLASH! FLASH!
FLASH! FLASH!

Help Flo and her crew speed off to put out the fire.



START



FINISH



HOLIDAY HOUSE



RUFF! RUFF! RUFF!

Make your own dalmatian craft.


MATERIALS

- White paper cup
- Black craft paint
- Cotton swabs
- Googly eyes
- Black, red, and orange construction paper
- Craft glue
- Scissors

Note: Make sure you ask an adult for help with scissors.

INSTRUCTIONS

Step 1: Use a cotton swab to paint small black dots and a black nose on the white paper cup. Allow the paint to dry before continuing.



Step 2: Cut two black puppy ears out of black construction paper. Use craft glue to stick them on.



Step 3: Cut a firefighter helmet and a little shield shape out of red and orange construction paper. Glue them to the front center of the puppy.



Step 4: Glue on eyes and draw a smile!



©2022, Made To Be A Momma
madetobeamomma.com



HOLIDAY HOUSE

HolidayHouse.com
Illustrations © 2022 by Dan Yaccarino