

DESIGN A STORYBOOK TRAIL


A Storybook Trail is a fun, educational activity for children of all ages to enjoy the outdoors while reading a book with their friends and family.



At its simplest, you can start a trail by selecting a children's book, taking apart the pages, laminating them (this is legal as long as you do not alter the pages in any way), and posting them along a trail at a height accessible for children to read.

To create a Storybook Trail in your local area, start by contacting your local library and parks and recreation organization for potential grant funding, best practices, book permissions, and ways to engage the community.

Look for existing Storybook Trails in your area to interact with a book while being in nature.



Restoring Prairie, Woods, and Pond
By Laurie Lawlor

Learn more about **Books for a Better Earth™**!

[HolidayHouse.com/booksforabetterearth](https://holidayhouse.com/booksforabetterearth)

HOLIDAY HOUSE

HolidayHouse.com

May be reproduced at no charge.


CREATE A HOMEMADE BIRD FEEDER

Materials:

- Pine cone
- Jute twine or rope
- Spatula
- Peanut butter
- Plate
- Birdseed

Instructions:

1. First, carefully tie your twine or rope around the pine cone. Then make a loop at the other end of the rope. Make sure the opening is large enough to fit around a tree branch.
2. Using a spatula, coat the pine cone with peanut butter.
3. Pour some birdseed onto a plate. Then roll the pine cone in the birdseed so that the peanut butter is completely covered with the birdseed.
4. Hang on a tree branch outside, and watch the birds enjoy their new treat!



Restoring Prairie, Woods, and Pond
By Laurie Lawlor

Learn more about **Books for a Better Earth™!**

HolidayHouse.com/booksforabetterearth

HOLIDAY HOUSE

HolidayHouse.com


May be reproduced at no charge.

ANALYZE ANIMAL TRACKS

On your next hike, look for animal tracks! Pay close attention to the ground, or see if you notice any animal scat or scratches on tree trunks near the trail. If you find an animal track, notice the size, whether there are any toe/claw/hoof marks, or if there's a pattern to help identify what animal the track belongs to. Record the animal tracks you discover. Then, write a story about what the footprints reveal.



Animal Print



Restoring Prairie, Woods, and Pond
By Laurie Lawlor

Learn more about **Books for a Better Earth™**!

HolidayHouse.com/booksforabettereearth

HOLIDAY HOUSE

HolidayHouse.com

May be reproduced at no charge.