

Acrostic Poem

Using the letters of your first name, write an original poem describing yourself on the provided pages.



 <p>A Amable (Kind)</p>	 <p>B Bajo/a (Short)</p>	 <p>C Considerado/a (Considerate)</p>	 <p>D Divertido/a (Funny)</p>	 <p>E Educado/a (Polite)</p>
 <p>F Feliz (Happy)</p>	 <p>G Generoso/a (Generous)</p>	 <p>H Honesto/a (Honest)</p>	 <p>I Imaginativo/a (Imaginative)</p>	 <p>J Joven (Young)</p>
 <p>L Listo/a (Clever)</p>	 <p>M Mimoso/a (Affectionate)</p>	 <p>N Nervioso/a (Nervous)</p>	 <p>O Optimisto/a (Optimistic)</p>	 <p>P Paciente (Patient)</p>
 <p>Q Querúbico/a (Cherubic)</p>	 <p>R Reservado/a (Reserved)</p>	 <p>S Sincero/a (Sincere)</p>	 <p>T Tímido/a (Shy)</p>	 <p>U Útil (Useful)</p>
 <p>V Valiente (Brave)</p>	 <p>W Windsurfista (Windsurfer)</p>	 <p>X Extrovertido/a (eXtrovert)</p>	 <p>Y Yo (I)</p>	 <p>Z Zurdo/a (Left-Handed)</p>



by Michael Genhart
illustrated by John Parra

NEAL PORTER BOOKS
HOLIDAY HOUSE
HolidayHouse.com

May be reproduced at no charge.

Illustrations © 2023 by John Parra
© 2023 National Postal Museum

Acrostic Poem



Lined area for writing an acrostic poem, consisting of 20 horizontal light blue lines.



by Michael Genhart
illustrated by John Parra

NEAL PORTER BOOKS
HOLIDAY HOUSE
HolidayHouse.com

May be reproduced at no charge.

Illustrations © 2023 by John Parra
© 2023 National Postal Museum



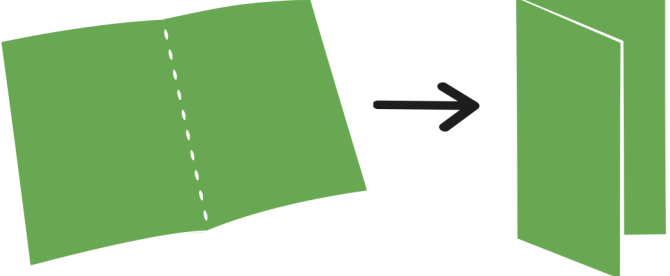
Papel Picado

Throughout the book, illustrator John Parra incorporates images of *papel picado*, a common decoration in Mexico made of colorful tissue paper that has been cut into elaborate designs. Use the directions below to make your own beautiful papel picado!

- Supplies:**
- Glue or tape
 - Paper picado design samples
 - Pencil
 - Printer
 - Printer paper
 - Scissors
 - String or ribbon
 - Tissue paper


Step 1

Fold a piece of colored tissue paper in half:




Step 3

Still keeping the tissue paper folded, carefully use scissors to cut out all of the transferred designs. Once everything has been cut out, unfold the tissue paper to reveal your papel picado:



Step 2

Keeping the tissue paper folded, line up the black-lined side of a papel picado design sample with the folded edge of the tissue paper. Trace the pattern design onto ONE SIDE of the paper:



Step 4

Repeat Steps 1–3 to make more papel picado designs. Using glue or tape, attach all the cut tissue paper to string or ribbon. Once attached, hang it up and enjoy the festive decoration!



by Michael Genhart
illustrated by John Parra

NEAL PORTER BOOKS
HOLIDAY HOUSE
HolidayHouse.com

May be reproduced at no charge.
Illustrations © 2023 by John Parra
© 2023 National Postal Museum

Papel Picado Design Samples



To make your own papel picado, print out any of the designs below. With the help of an adult, use scissors to carefully cut out the white sections of the design, leaving the gray sections. Trace the pattern design onto a piece of folded tissue paper. Remember, since the tissue paper is folded, the design samples are just one half of the papel picado!




by Michael Genhart
illustrated by John Parra

NEAL PORTER BOOKS
HOLIDAY HOUSE
HolidayHouse.com

May be reproduced at no charge.

Illustrations © 2023 by John Parra
© 2023 National Postal Museum



by Michael Genhart
illustrated by John Parra

NEAL PORTER BOOKS
HOLIDAY HOUSE
HolidayHouse.com

May be reproduced at no charge.

Illustrations © 2023 by John Parra
© 2023 National Postal Museum



by Michael Genhart
illustrated by John Parra


NEAL PORTER BOOKS
HOLIDAY HOUSE
HolidayHouse.com

May be reproduced at no charge.

Illustrations © 2023 by John Parra
© 2023 National Postal Museum

Heart Milagro

The *Heart Milagro*, or Sacred Heart, is a popular symbol in Mexico that represents love, healing, and gratitude. People often wear Heart Milagro charms for good luck or hang decorative versions of the symbol in their homes. In *Spanish Is the Language of My Family*, illustrator John Parra has placed many of these beloved heart images in the pictures. Shown with flames of love coming out of them, Parra's Heart Milagros are near Manolo as he develops a new appreciation for his family, their language, and their Mexican American culture. What are you appreciative of or grateful for in your life? Using the space below, draw images that represent your answers on and around the Heart Milagro.



by Michael Genhart
illustrated by John Parra

NEAL PORTER BOOKS
HOLIDAY HOUSE
HolidayHouse.com


May be reproduced at no charge.

Illustrations © 2023 by John Parra
© 2023 National Postal Museum

Spanish Bingo

Write a bunch of Spanish words on small pieces of paper and put them in a bowl. You can use *Spanish Is the Language of My Family* for words to include. Using the Bingo sheet template provided, fill out multiple sheets with different letters in the Spanish alphabet and pass out to the players. Play a game of Bingo!



		FREE 		



by Michael Genhart
illustrated by John Parra

NEAL PORTER BOOKS
HOLIDAY HOUSE
HolidayHouse.com

May be reproduced at no charge.

Illustrations © 2023 by John Parra


Spanish Crossword

Complete this crossword by writing in the Spanish word for each hint in English.



Down:

1. together
2. shame
4. bilingual
5. powerful
8. support
9. respect



Across:

3. strong
6. proud
7. heart
8. love

ANSWER KEY:

Down:

1. Juntos (together)
2. vergüenza (shame)
4. Bilingüe (bilingual)
5. Poderoso (powerful)
8. Apoyo (support)
9. Respeto (respect)

Across:

3. Fuerte (strong)
6. Orgullosa (proud)
7. Corazon (heart)
8. Amor (love)



by Michael Genhart
illustrated by John Parra

NEAL PORTER BOOKS
HOLIDAY HOUSE
HolidayHouse.com

May be reproduced at no charge.

Illustrations © 2023 by John Parra