


Help Turtle-Turtle find high ground



START



Heron knew.
Move ahead one space.



Frog knew.
Otter knew.
Move ahead one space.


HOLIDAY HOUSE
BOOKS FOR YOUNG READERS



ADVENTURE space



Turtle-Turtle smells a flower.
Miss a turn.



Storm hits, BOOM!
Go to **ADVENTURE space**.



SWOOCH!
Move ahead one space!



splish, splutter and splash.
Take another turn.



Paddle!
Move ahead one space.



Kick away.
Move ahead one space.



Friends help!
Move ahead one space.



Open eyes wide, wide, wide.
Take another turn.




FINISH



You did it!
Go to finish!



Find high ground.
Take another turn.



Flail and flip.
Go back three spaces.



Tip and toss.
Move ahead one space.

Print out



Color the page your way.

HOLIDAY HOUSE

Name _____

Print on recycled paper or use a recycled paper.

1. fold in half



2. fold this half in half.



folded over
Turtle-Turtle
tucks in tight.



Roll the fold -
Turtle-Turtle
comes out of
his shell!



TURTLE-TURTLE TUCKS IN TIGHT

Simple directions: Color the page,
Fold the page in half,
then fold the folded half back over
the folded part; done!

Roll the fold to reveal Turtle-Turtle
coming out of his shell
or going back in.



HOLIDAY HOUSE 

BOOKS FOR YOUNG READERS

www.willhillenbrand.com

Name _____

May be reproduced at no charge, Illustration© 2024 Will Hillenbrand

TURTLE-TURTLE TUCKS IN TIGHT
Simple directions: Color the page,
Fold the page in half, then fold the folded half
back over the folded part; done! Roll the fold to
reveal Turtle-Turtle coming out of his shell.

Print out
letter size
page and
cut out 5
bookmarks.



Color the
bookmark
your way.

1. fold in half

2. fold this
half in half.



TURTLE-TURTLE TUCKS IN TIGHT FOLDING Mini-BOOKMARK

Simple directions: Color the page,
Fold the page in half,
then fold the folded half back
over the folded part; done!


Pull out or fold up and make
a mini bookmark.
Next, tuck in tight to a good read.
Then, tuck the bookmark
into your book so you can
read it again and again.
or going back in.



folded over
Turtle-Turtle
tucks in tight.


Look! -
open to see inside.

Take a look



Will Hillenbrand


inside a book.



HOLIDAY HOUSE


www.willhillenbrand.com

Take a look



Will Hillenbrand


inside a book.



HOLIDAY HOUSE


www.willhillenbrand.com

Take a look



Will Hillenbrand


inside a book.



HOLIDAY HOUSE


www.willhillenbrand.com

Take a look



Will Hillenbrand

inside a book.



HOLIDAY HOUSE


www.willhillenbrand.com

Take a look







Will Hillenbrand

inside a book.



HOLIDAY HOUSE

www.willhillenbrand.com



TURTLE-TURTLE finger puppet

- Simple directions:
Cut out the puppets.
At the bottom
of the puppets,
cut the finger holes.
Color the turtle your way.

May be reproduced
at no charge,
Illustration © 2024
Will Hillenbrand

HOLIDAY HOUSE 
BOOKS FOR YOUNG READERS

