

## *Duel*

Written and illustrated by SHAWN HARRIS

HC: 9780823458738

Neal Porter Books

Two castles sit on a hill, home to two queens. But the queens would rather not share, and each sends a knight to joust for the land.

*Two queens is one too many for this hill, the queens concurred.  
Let's hold a duel. The one who wins will rule the hill in whole.*

There's just one problem—when the winner stands up in the middle of the field, no one is sure which side he came from. Maybe neighborly sharing is back in vogue! After all, they have so much in common.

The illustrations in *Duel* follow one simple rule. Each pair of facing pages is perfectly symmetrical, mirrored over the gutter of the book. Even the colors are the result of squish painting, wet paint pressed between center-folded paper.

Shawn Harris's self-imposed artistic dare has resulted in a visually arresting and effortlessly funny picture book that kids are sure to ask for on repeat. And to the bold, *Duel* whispers: what might you create, if you set yourself a challenge?



Neal Porter Books  
HOLIDAY HOUSE  
HolidayHouse.com  
May be reproduced at no charge.  
Illustrations copyright © by Shawn Harris

# SQUISH PAINTING

## Gather the following supplies:


- white cardstock
- acrylic paint
- paint brushes

## Steps:

1. Take a piece of white card stock paper and use the paint to create a special design on only one side of it.
2. Once you're done fold the paper in half so that the painted side presses against the blank side.
3. Gently press the paper to transfer the paint from one side of the paper to the other.
4. When you unfold the paper, you'll have a symmetrical masterpiece.
5. Now tell a family member, friend, or teacher a story about your squish painting. Try to include sound effects!



DUEL. Text copyright © Illustration copyright © 2026 by Shawn Harris.





*Duel*  
Written and illustrated by SHAWN HARRIS  
HC: 9780823458738  
Neal Porter Books

Neal Porter Books  
HOLIDAY HOUSE  
HolidayHouse.com  
May be reproduced at no charge.  
Illustrations copyright © by Shawn Harris

## MAKE YOUR OWN MIRROR

Fold the paper along the vertical line. On one side of the paper, draw a picture of something you see in nature, like a leaf, a bird, a bug. Then, unfold the paper. Try and make the exact same shapes on the other side of the line so that they meet in the middle. It's tricky!



*Duel*

Written and illustrated by SHAWN HARRIS

HC: 9780823458738

Neal Porter Books

Neal Porter Books  
HOLIDAY HOUSE

HolidayHouse.com

May be reproduced at no charge.

Illustrations copyright © by Shawn Harris

